



# Montecito Sanitary District

1042 Monte Cristo Lane  
Santa Barbara, CA 93108

*A Public Service Agency*

Phone: (805) 969-4200  
[www.montsan.org](http://www.montsan.org)

## AGENDA

For the Special Meeting of the Finance Committee on:

**Monday, January 12, 2026**

The special meeting of the Finance Committee will begin at **2:00 p.m. on January 12, 2026** in the District's Board Room at 1042 Monte Cristo Lane.

The public may attend the meeting in person or participate remotely via Zoom using the following virtual meeting details:

By visiting: <https://us02web.zoom.us/j/86114437138>

Or by calling: 1-669-900-6833

Meeting ID: 898 9258 0941

---

### 1. CALL TO ORDER/ROLL CALL

### 2. PUBLIC COMMENT

Public comment is **limited to 3 minutes**, can only be on agendized topics, and is at the discretion of the Committee Chair. For further instructions, please see [Instructions for Public Comment](#) on the District's website.

### 3. NEW BUSINESS

#### A. DECEMBER PAYABLES (PAGE 3)

The Committee will review the payables for the period December 1, 2025 through December 31, 2025.

#### B. NOVEMBER AND DECEMBER BANK RECONCILIATIONS (PAGE 6)

The Committee will review the bank reconciliations for the months of November and December.

#### C. FINANCE OVERSIGHT COMMITTEE ROLES AND RESPONSIBILITIES (PAGE 45)

The Committee will discuss the roles and responsibilities of the Finance Oversight Committee.

### 4. CLOSED SESSION

#### A. PUBLIC EMPLOYMENT (GOVERNMENT CODE §54957)

Title: Legal Counsel

**5. ITEMS FOR THE NEXT COMMITTEE AGENDA**

**6. ADJOURNMENT**

The Americans with Disabilities Act provides that no qualified individual with a disability shall be excluded from participation in, or denied the benefits of, the Districts' programs, services or activities because of any disability. If you need special assistance to participate in this meeting, please contact the District Office at 805-969-4200. Notification at least twenty-four (24) hours prior to the meeting will enable the District to make appropriate arrangements.

This agenda was posted on the District website, and at the Montecito Sanitary District Bulletin Board in accordance with the requirements of the Brown Act.

Attested by:



Stephen Williams  
Business and Administrative Manager/Clerk of the Board



# Montecito Sanitary District

1042 Monte Cristo Lane  
Santa Barbara, CA 93108

*A Public Service Agency*

Phone: (805) 969-4200  
[www.montsan.org](http://www.montsan.org)

## BOARD LIST OF PAYABLES – DECEMBER 2025

<u>CHECK DATE</u>	<u>SUMMARY &amp; TYPE</u>	<u>BATCH TOTAL</u>
12/19/2025	ACCOUNTS PAYABLE	99,764.11
	<b>Subtotal</b>	<b>\$ 99,764.11</b>
12/21/2025	CAPITAL IMPROVEMENT PROJECTS	323,198.00
	<b>Subtotal</b>	<b>\$ 323,198.00</b>
12/11/2025	PAYROLL	116,528.94
12/25/2025	PAYROLL	109,586.68
	<b>Subtotal</b>	<b>\$ 226,115.62</b>
	<b><u>TOTAL</u></b>	<b><u>\$ 649,077.73</u></b>

\*All Invoices were reviewed and approved by Department Managers

\*\*All Invoices and Payments were reviewed and approved and checks signed by the General Manager

\*\*\*Board Treasurer, Dorinne Johnson, approved all payables prior to check mailing

**Check History Report**

**MONTECITO SANITARY DISTRICT (MSD)**

**Sorted By Check Number**

**Activity From: 12/1/2025 to 12/31/2025**

Bank Code: <b>B OPERATING CASH (MBT)</b>				
Check Number	Check Date	Vendor Name	Check Amount	Payment Description
30643	12/19/25	CHRIS AGUILAR	547.50	Engineering Assistant Mileage Reimbursement
30644	12/19/25	AT&T MOBILITY	78.84	Standby Cellphone, L/S 4 Wireless
30645	12/19/25	BARTLETT, PRINGLE & WOLF, LLP	12,051.39	FY 20234-24 Audit; Final Invoice
30646	12/19/25	BIG GREEN CLEANING COMPANY	199.39	Janitorial Supplies
30647	12/19/25	CINTAS CORPORATION #684	253.41	Uniforms, Towels, Floor Mats-Cleaning/Rental-Nov
30648	12/19/25	ENGEL & GRAY, INC	4,578.74	Biosolids Hauling, Bin Rental-November
30649	12/19/25	FRONTIER	855.28	Phone Service for Lift Station 1, 2, 4 & WWTP-December
30650	12/19/25	GLS COMPANIES	780.00	Landscape Services-November
30651	12/19/25	IDEXX DISTRIBUTION, INC	897.75	Lab Testing Supplies
30652	12/19/25	KIMBALL MIDWEST	140.40	Plant Maintenance Materials/Supplies
30653	12/19/25	MARBORG INDUSTRIES	863.55	Refuse Disposal Recycling-November
30654	12/19/25	MOUNTAIN SPRING WATER	174.31	Bottled Drinking Water, Cooler Rental-November
30655	12/19/25	MONTECITO WATER DISTRICT	910.10	Bottled Drinking Water, Cooler Rental-November
30656	12/19/25	O'CONNOR PEST CONTROL WEST	663.00	Pest, Rodent, Gopher Control-November
30657	12/19/25	PITNEY BOWES	35.00	Pitney Bowes Metered Postage
30658	12/19/25	PRICE POSTEL & PARMA	127.50	HR Legal Counsel - November
30659	12/19/25	PURETEC INDUSTRIAL WATER	102.96	Water Softener Tank Rental-November
30660	12/19/25	QUINN COMPANY	4,089.82	Generator Service at Lift Stations - November
30661	12/19/25	RED WING BUSINESS ADVANTAGE	208.92	Boot Allowance
30662	12/19/25	RINCON CONSULTANTS, INC	19,695.72	Restoration Services for Protective Measures Project - 12/10/2025 Invoice
30663	12/19/25	RINGCENTRAL, INC.	779.96	Phone Service - November
30664	12/19/25	ROJAS COMMUNICATIONS GROUP	5,572.50	Legislative Consulting Services - November
30665	12/19/25	SBCO. CLERK-RECORDER	72.00	Recording Fees - November
30666	12/19/25	SOUTHERN CALIFORNIA EDISON CO	17,767.57	Electric Services 10/23 - 11/22/2025
30667	12/19/25	SERVICEMASTER ANYTIME	1,923.00	Admin Building Leak Repair
30668	12/19/25	SOCAL GAS	297.30	Gas Service - November
30669	12/19/25	SWRCB ACCOUNTING OFFICE	17,765.00	Annual SWRCB Permit Fees - WWTP, LS 1,2,4, and 5
30670	12/19/25	TAFT ELECTRIC COMPANY	375.00	Electric Services 10/25/2025 - 11/24/2025
30671	12/19/25	UNIVAR SOLUTIONS	5,170.71	Sodium Hypochlorite - 11/19/2025
30672	12/19/25	UNDERGROUND SERVICE ALERT	226.00	GASB75 Roll-Forward Valuation
30673	12/19/25	VERIZON BUSINESS	281.49	108 New Dig Alert Tickets - October
30674	12/19/25	ZWORLD GIS	2,280.00	GIS Development & Support Services - November
Bank B Total:			<b>99,764.11</b>	

**Bank Code: G CAPITAL IMPROVEMENT CASH (MBT)**

Check Number	Check Date	Vendor Name	Check Amount	Payment Description
1604	12/19/25	ON-TRACK SOLUTIONS, LLC	1,080.00	CIP No. L001 - Railroad Crossing Signal Location
1605	12/19/25	PHOENIX CIVIL ENGINEERING	4,280.75	CIP No. C003; Construction Management Services for the CIPP Lining Project-October CIP No. L001; Constructio Management Services for the Channel Force Main Improvement Project-October CIP No. C005; Construction Management Services for the Manhole Rehabilitation Project CIP No. C001; Engineering Services for the Colelction System Master Plan-October Engineering Design and Inspection for the L/S 1 Generator
1606	12/19/25	SANCON TECHNOLOGIES,INC.	302,377.00	CIP No. C005 - Construction Progress for Manhole Rehabilitation Project - November
1607	12/19/25	SANTA BARBARA COUNTY PUBLIC WORKS	3,546.50	CIP No. C005 - County Roads Long Form Permits
1608	12/19/25	STANTEC CONSULTING SERVICES INC.	8,324.75	CIP No. C001 - Life Expectancy Analysis & Sewer Lateral Mitigation Tech Memo L001; Engineering Services for Channel Force Main Improvements - October/November
1609	12/19/25	WATER SYSTEMS CONSULTING, INC.	3,589.00	CIP No. C001; Engineering Services for the Sewer Model Project-
Bank G Total:			<u>323,198.00</u>	
<b>REPORT TOTAL</b>			<b><u>422,962.11</u></b>	

## Operations & Maintenance Account

### Bank Reconciliation Report

Activity Document Date Range: From: To: 11/30/2025

**MONTECITO SANITARY DISTRICT (MSD)**

Bank Code: B

**Deposits and Adjustments:**

Date	Document Type	Source Module	Action Req	Source	Reference Number	Deposit/Adjustment Comment	Cleared	Cleared Date	Debits	Credits
10/31/2025	Deposit	GL	No	Sage 100	1031INT	OCTOBER INTEREST - INS REIMB	Yes	10/31/2025	0.00	161.87
10/31/2025	Deposit	GL	No	Sage 100	1031INT	REVERSE CR4000924 - WRONG BANK	Yes	10/31/2025	161.87	0.00
10/31/2025	Deposit	GL	No	Sage 100	1031INT	REVERSE CR000924 - WRONG BANK	Yes	10/31/2025	0.00	161.87
10/31/2025	Deposit	GL	No	Sage 100	1031INT	CORRECT CR000927 AND CR000924	Yes	10/31/2025	323.74	0.00
10/31/2025	Deposit	GL	No	Sage 100	1031INT	CORRECT OCTOBER INS REIMB INTE	Yes	10/31/2025	0.00	161.87
11/4/2025	Deposit	GL	No	Sage 100	48771239	A-5522; 690 Picacho Road	Yes	11/4/2025	0.00	13,212.00
11/4/2025	Deposit	GL	No	Sage 100	48771239	A-5522; 690 Picacho Road	Yes	11/4/2025	0.00	1,725.00
11/4/2025	Deposit	GL	No	Sage 100	48771239	A-5522; 690 Picacho Road	Yes	11/4/2025	0.00	6,095.00
11/4/2025	Deposit	GL	No	Sage 100	48771239	A-5522; 690 Picacho Road	Yes	11/4/2025	0.00	175.00
11/4/2025	Deposit	GL	No	Sage 100	48771239	A-5522; 690 Picacho Road	Yes	11/4/2025	0.00	345.00
11/4/2025	Deposit	GL	No	Sage 100	48771239	A-5522; 690 Picacho Road	Yes	11/4/2025	0.00	3,450.00
11/4/2025	Deposit	GL	No	Sage 100	EFT0010045	TRANSFER FUNDS TO MBT O&M	Yes	11/4/2025	0.00	350,000.00
11/6/2025	Deposit	GL	No	Sage 100	3952	A-5517; 750 Picacho Lane	Yes	11/6/2025	0.00	350.00
11/6/2025	Deposit	GL	No	Sage 100	3952	A-5517; 750 Picacho Lane	Yes	11/6/2025	0.00	1,150.00
11/6/2025	Deposit	GL	No	Sage 100	3953	Perry Cabugos COBRA - October	Yes	11/6/2025	0.00	938.42
11/6/2025	Deposit	GL	No	Sage 100	3954	State of California Refund - O	Yes	11/6/2025	0.00	11.00
11/6/2025	Deposit	GL	No	Sage 100	3955	A-5524; 104 La Vereda Road	Yes	11/6/2025	0.00	575.00
11/6/2025	Deposit	GL	No	Sage 100	3955	A-5524; 104 La Vereda Road	Yes	11/6/2025	0.00	175.00
11/6/2025	Deposit	GL	No	Sage 100	3955	A-5524; 104 La Vereda Road	Yes	11/6/2025	0.00	2,300.00
11/6/2025	Deposit	GL	No	Sage 100	3956	A-5525; 1969 Boundary Drive	Yes	11/6/2025	0.00	575.00
11/6/2025	Deposit	GL	No	Sage 100	3956	A-5525; 1969 Boundary Drive	Yes	11/6/2025	0.00	2,300.00
11/6/2025	Deposit	GL	No	Sage 100	3957	A-5526; 1542 Ramona Lane	Yes	11/6/2025	696.00	0.00
11/6/2025	Deposit	GL	No	Sage 100	3957	A-5526; 1542 Ramona Lane	Yes	11/6/2025	0.00	925.00
11/6/2025	Deposit	GL	No	Sage 100	3957	A-5526; 1542 Ramona Lane	Yes	11/6/2025	0.00	2,300.00
11/18/2025	Deposit	GL	No	Sage 100	48876618	A-5530; 869 Buena Vista Avenue	Yes	11/18/2025	0.00	350.00
11/18/2025	Deposit	GL	No	Sage 100	48876618	A-5530; 869 Buena Vista Avenue	Yes	11/18/2025	0.00	175.00
11/18/2025	Deposit	GL	No	Sage 100	48876618	A-5530; 869 Buena Vista Avenue	Yes	11/18/2025	0.00	1,150.00
11/18/2025	Deposit	GL	No	Sage 100	48877293	Certification Letter; 607 Cowl	Yes	11/18/2025	0.00	175.00
11/18/2025	Deposit	GL	No	Sage 100	48868976	Sewer Avail Letter; 789 Park L	Yes	11/18/2025	0.00	85.00
11/18/2025	Deposit	GL	No	Sage 100	48917035	A-5532; 249 Olive Mill Road	Yes	11/18/2025	0.00	175.00
11/18/2025	Deposit	GL	No	Sage 100	48917035	A-5532; 249 Olive Mill Road	Yes	11/18/2025	0.00	175.00
11/18/2025	Deposit	GL	No	Sage 100	48917035	A-5532; 249 Olive Mill Road	Yes	11/18/2025	0.00	1,150.00
11/18/2025	Deposit	GL	No	Sage 100	48892618	A-5531; 1447 S Jameson Lane	Yes	11/18/2025	0.00	575.00
11/18/2025	Deposit	GL	No	Sage 100	48892618	A-5531; 1447 S Jameson Lane	Yes	11/18/2025	0.00	2,300.00
11/18/2025	Deposit	GL	No	Sage 100	48850846	A-5527; 1029 Monte Cristo Lane	Yes	11/18/2025	0.00	575.00
11/18/2025	Deposit	GL	No	Sage 100	48850846	A-5527; 1029 Monte Cristo Lane	Yes	11/18/2025	0.00	2,300.00
11/18/2025	Deposit	GL	No	Sage 100	48857402	A-5528; 210 Miramar Avenue	Yes	11/18/2025	0.00	575.00
11/18/2025	Deposit	GL	No	Sage 100	48857402	A-5528; 210 Miramar Avenue	Yes	11/18/2025	0.00	175.00
11/18/2025	Deposit	GL	No	Sage 100	48857402	A-5528; 210 Miramar Avenue	Yes	11/18/2025	0.00	2,300.00
11/18/2025	Deposit	GL	No	Sage 100	48857988	A-5529; 160 Palm Tree Lane	Yes	11/18/2025	0.00	575.00
11/18/2025	Deposit	GL	No	Sage 100	48857988	A-5529; 160 Palm Tree Lane	Yes	11/18/2025	0.00	2,300.00
11/20/2025	Deposit	GL	No	Sage 100	48952510	Sewer Avail Letter; 525 Valley	Yes	11/20/2025	0.00	85.00
11/20/2025	Deposit	GL	No	Sage 100	48952510	Sewer Avail Letter; 525 Valley	Yes	11/20/2025	0.00	175.00
11/20/2025	Deposit	GL	No	Sage 100	48919529	A-5533; 197 Tiburon Bay Lane	Yes	11/20/2025	0.00	5,400.00
11/20/2025	Deposit	GL	No	Sage 100	48919529	A-5533; 197 Tiburon Bay Lane	Yes	11/20/2025	0.00	175.00
11/20/2025	Deposit	GL	No	Sage 100	48946015	Pump Variance Agreement; 1422	Yes	11/20/2025	0.00	1,150.00
11/30/2025	Deposit	GL	No	Sage 100	49020665	Sewer Avail Letter; 260 Cloyd	Yes	11/30/2025	0.00	85.00
11/30/2025	Deposit	GL	No	Sage 100	49054585	Certification Letter; 690 Pica	Yes	11/30/2025	0.00	175.00

**Total of 48 Deposits and Adjustments:** 1,181.61 409,442.03

**Checks:**

Check Number	Check Date	Source Module	Action Req	Source	Reference Number	Check Payee Name/Comment	Cleared	Cleared Date	Check Amount
0000028801	10/11/2023	AP	No	Sage 100	00STREAM	STREAMLINE	No		620.00

Run Date: 12/31/2025 12:39:22PM

Page: 1

B/R Date: 11/30/2025

User Logon: swilliams

**Bank Reconciliation Report**

**Activity Document Date Range: From: To: 11/30/2025**

**MONTECITO SANITARY DISTRICT (MSD)**

**Bank Code: B**

**Checks:**

Check Number	Check Date	Source Module	Action Req	Source	Reference Number	Check Payee Name/Comment	Cleared	Cleared Date	Check Amount
0000028905	11/22/2023	AP	No	Sage 100	00GRAINGE	GRAINGER	No		560.30
0000030023	3/10/2025	AP	No	Sage 100	00ORTIZ	NOEE ORTIZ	No		239.00
0000030093	4/10/2025	AP	No	Sage 100	00KENT	SCHUYLER KENT (or) KEITH FLEDMAN	No		2,126.00
0000030101	4/10/2025	AP	No	Sage 100	00MORFIT	JASON (or) JORDAN MORFIT	No		777.00
0000030106	4/10/2025	AP	No	Sage 100	00PAHOLD	PA HOLDINGS 1, LLC	No		2,300.00
0000030226	5/30/2025	AP	No	Sage 100	00DOCUPRO	DOCU PRODUCTS	No		8.87
0000030328	7/9/2025	AP	No	Sage 100	00MARSET	ALBINO MARSETTI (or) BRETT VAPNEK	No		1,150.00
0000030408	8/22/2025	AP	No	Sage 100	00BARRACK	LAUREL BARRACK	No		1,150.00
0000030424	8/22/2025	AP	No	Sage 100	00GREENLE	GREENLEAF AVENUE PROPERTIES LLC	Yes	11/6/2025	2,300.00
0000030449	9/12/2025	AP	No	Sage 100	00ACME	ACME ANALYTICAL SOLUTIONS	Yes	11/10/2025	3,143.47
0000030504	10/10/2025	AP	No	Sage 100	00BARBAB	JAMES BARBABELLA	Yes	11/4/2025	2,300.00
0000030511	10/10/2025	AP	No	Sage 100	00DATCO	DATCO SERVICES CORPORATION	Yes	11/4/2025	161.25
0000030514	10/10/2025	AP	No	Sage 100	00EAST	EAST VALLEY KITCHEN, LLC	No		2,300.00
0000030516	10/10/2025	AP	No	Sage 100	00GILS	GLS COMPANIES	Yes	11/6/2025	780.00
0000030519	10/10/2025	AP	No	Sage 100	00JOHNSD	DORINNE JOHNSON	No		23.00
0000030520	10/10/2025	AP	No	Sage 100	00KEENROB	ROBERT KEEN	No		183.18
0000030529	10/10/2025	AP	No	Sage 100	00PERRY	PERRY FORD MAZDA	Yes	11/3/2025	1,224.98
0000030533	10/10/2025	AP	No	Sage 100	00SANSUM	SANSUM CLINIC	Yes	11/3/2025	535.00
0000030547	10/10/2025	AP	No	Sage 100	00JACOB	JACOB GREEN & ASSOCIATES	Yes	11/3/2025	15,300.00
0000030548	10/15/2025	AP	No	Sage 100	00LIGHT	LIGHTHOUSE TRUST	No		2,339.00
0000030549	10/15/2025	AP	No	Sage 100	00NEVINS	MORGAN SACKETT	Yes	11/17/2025	2,300.00
0000030550	10/15/2025	AP	No	Sage 100	00SMITHCH	CHRISTINE SMITH	No		2,300.00
0000030552	10/31/2025	AP	No	Sage 100	00ACME	ACME ANALYTICAL SOLUTIONS	Yes	11/10/2025	991.93
0000030553	10/31/2025	AP	No	Sage 100	00ACWA/JPIA	ACWA/JPIA	Yes	11/13/2025	31,705.10
0000030554	10/31/2025	AP	No	Sage 100	00AT&T	AT&T MOBILITY	Yes	11/12/2025	125.03
0000030555	10/31/2025	AP	No	Sage 100	00AUTOZON	AUTOZONE, INC	Yes	11/12/2025	42.15
0000030556	10/31/2025	AP	No	Sage 100	00AZSAFE	AZ SAFETY, LLC	Yes	11/7/2025	1,740.00
0000030557	10/31/2025	AP	No	Sage 100	00CANON	CANON FINANCIAL SERVICES INC	Yes	11/10/2025	371.74
0000030558	10/31/2025	AP	No	Sage 100	00CORT	CORT	Yes	11/13/2025	44.00
0000030559	10/31/2025	AP	No	Sage 100	00COX	COX BUSINESS	Yes	11/13/2025	192.04
0000030560	10/31/2025	AP	No	Sage 100	00CSDA	CALIF SPECIAL DISTRICTS ASSOC	Yes	11/13/2025	9,665.00
0000030561	10/31/2025	AP	No	Sage 100	00CWEA	CALIFORNIA WATER ENVIRONMENT	Yes	11/19/2025	494.00
0000030562	10/31/2025	AP	No	Sage 100	00DAUEN	DAKOTA DAUENHAUER	Yes	11/3/2025	590.00
0000030563	10/31/2025	AP	No	Sage 100	00DIEZ	MARCO DIEZ	Yes	11/14/2025	1,111.00
0000030564	10/31/2025	AP	No	Sage 100	00ENGEL	ENGEL & GRAY, INC	Yes	11/12/2025	5,759.52
0000030565	10/31/2025	AP	No	Sage 100	00ENVSER	ENV SERVICES, INC.	Yes	11/17/2025	473.81
0000030566	10/31/2025	AP	No	Sage 100	00FISHER	FISHER SCIENTIFIC	Yes	11/10/2025	535.14
0000030567	10/31/2025	AP	No	Sage 100	00FRONTIE	FRONTIER	Yes	11/12/2025	868.97
0000030568	10/31/2025	AP	No	Sage 100	00GLAZERE	WARD (or) SHARI GLAZER	Yes	11/19/2025	2,300.00
0000030569	10/31/2025	AP	No	Sage 100	00GRAINGE	GRAINGER	Yes	11/12/2025	105.30
0000030570	10/31/2025	AP	No	Sage 100	00HARRING	HARRINGTON INDUSTRIAL PLASTICS	Yes	11/18/2025	15.69
0000030571	10/31/2025	AP	No	Sage 100	00JUANOS	JUAN O'S MOBILE REPAIR	Yes	11/13/2025	1,500.00
0000030572	10/31/2025	AP	No	Sage 100	00LIEBERT	LIEBERT CASSIDY WHITMORE	Yes	11/13/2025	1,018.50
0000030573	10/31/2025	AP	No	Sage 100	00MARBORG	MARBORG INDUSTRIES	Yes	11/17/2025	863.55
0000030574	10/31/2025	AP	No	Sage 100	00MCCORMX	MCCORMIX CORP	Yes	11/17/2025	482.38
0000030575	10/31/2025	AP	No	Sage 100	00OCONNOR	O'CONNOR PEST CONTROL WEST COAST	Yes	11/12/2025	843.85
0000030576	10/31/2025	AP	No	Sage 100	00PARDO	MICHAEL PARDO	Yes	11/14/2025	157.58
0000030577	10/31/2025	AP	No	Sage 100	00PLANET	PLANETBIDS, INC.	Yes	11/14/2025	4,361.35
0000030577	10/31/2025	AP	No	Sage 100	00PLANET	PLANETBIDS, INC.	Yes	11/14/2025	-4,361.35
						CHECK REVERSAL			
0000030578	10/31/2025	AP	No	Sage 100	00PLUMBER	PLUMBERS DEPOT, INC	Yes	11/13/2025	2,158.42
0000030579	10/31/2025	AP	No	Sage 100	00PURETEC	PURETEC INDUSTRIAL WATER	Yes	11/10/2025	82.67
0000030580	10/31/2025	AP	No	Sage 100	00RINCON	RINCON CONSULTANTS, INC	Yes	11/7/2025	6,048.23
0000030581	10/31/2025	AP	No	Sage 100	00RINGCEN	RINGCENTRAL, INC.	Yes	11/14/2025	779.96

**Run Date: 12/31/2025 12:39:22PM**

**B/R Date: 11/30/2025**

Montecito Sanitary District  
 Finance Committee Meeting - January 12, 2025  
 Page 7 of 45

**Page: 2**

**User Logon: swilliams**

**Bank Reconciliation Report**

**Activity Document Date Range: From: To: 11/30/2025**

**MONTECITO SANITARY DISTRICT (MSD)**

**Bank Code: B**

**Checks:**

Check Number	Check Date	Source Module	Action Req	Source	Reference Number	Check Payee Name/Comment	Cleared	Cleared Date	Check Amount
0000030582	10/31/2025	AP	No	Sage 100	00ROJAS	ROJAS COMMUNICATIONS GROUP	Yes	11/12/2025	2,427.50
0000030583	10/31/2025	AP	No	Sage 100	00ROOS	MARC (or) KATIE ROOS	Yes	11/10/2025	2,996.00
0000030584	10/31/2025	AP	No	Sage 100	00SAFEGUA	SAFEGUARD BUSINESS SYSTEMS	Yes	11/13/2025	42.66
0000030585	10/31/2025	AP	No	Sage 100	00SBFAST	SANTA BARBARA FASTENERS, INC	Yes	11/20/2025	21.49
0000030586	10/31/2025	AP	No	Sage 100	00SEUI	SEIU LOCAL 620	Yes	11/17/2025	1,257.12
0000030587	10/31/2025	AP	No	Sage 100	00SOCAL	SOCAL GAS	Yes	11/19/2025	136.07
0000030588	10/31/2025	AP	No	Sage 100	00STANDAR	STANDARD INSURANCE COMPANY	Yes	11/13/2025	1,985.00
0000030589	10/31/2025	AP	No	Sage 100	00UNIVAR	UNIVAR SOLUTIONS	Yes	11/10/2025	8,524.32
0000030590	10/31/2025	AP	No	Sage 100	00VELOCIT	LOS ANGELES FREIGHTLINER	Yes	11/10/2025	293.96
0000030591	11/21/2025	AP	No	Sage 100	00AMAZON	AMAZON CAPITAL SERVICES	No		4,636.90
0000030592	11/21/2025	AP	No	Sage 100	00ARCE	ARCE, MICHAEL J	No		395.54
0000030593	11/21/2025	AP	No	Sage 100	00AT&T	AT&T MOBILITY	No		155.92
0000030594	11/21/2025	AP	No	Sage 100	00BATCH	BATCHELDER, JIM (or) NICOLE	No		2,300.00
0000030595	11/21/2025	AP	No	Sage 100	00BIGGREE	BIG GREEN CLEANING COMPANY	No		2,754.00
0000030596	11/21/2025	AP	No	Sage 100	00CANON	CANON FINANCIAL SERVICES INC	No		371.74
0000030597	11/21/2025	AP	No	Sage 100	00CASA	CALIFORNIA ASSOCIATION OF	No		10,330.00
0000030598	11/21/2025	AP	No	Sage 100	00CINTAS	CINTAS CORPORATION #684	No		1,971.22
0000030599	11/21/2025	AP	No	Sage 100	00COLANT	COLANTUONO, HIGHSMTIH & WHATLEY, PC	No		6,623.50
0000030600	11/21/2025	AP	No	Sage 100	00COMPUVI	CV ENTERPRISES, INC.	No		8,017.48
0000030601	11/21/2025	AP	No	Sage 100	00CORT	CORT	No		44.00
0000030602	11/21/2025	AP	No	Sage 100	00COX	COX BUSINESS	No		414.08
0000030603	11/21/2025	AP	No	Sage 100	00CWEA	CALIFORNIA WATER ENVIRONMENT	No		251.00
0000030604	11/21/2025	AP	No	Sage 100	00ENGEL	ENGEL & GRAY, INC	No		4,587.19
0000030605	11/21/2025	AP	No	Sage 100	00FISHER	FISHER SCIENTIFIC	No		219.86
0000030606	11/21/2025	AP	No	Sage 100	00FRONTIE	FRONTIER	No		946.18
0000030607	11/21/2025	AP	No	Sage 100	00GERN	JOHN (or) CHERYL GERNGROSS	No		3,044.00
0000030608	11/21/2025	AP	No	Sage 100	00GILS	GLS COMPANIES	No		780.00
0000030609	11/21/2025	AP	No	Sage 100	00GRAINGE	GRAINGER	No		846.17
0000030610	11/21/2025	AP	No	Sage 100	00HACH	HACH COMPANY	No		804.04
0000030611	11/21/2025	AP	No	Sage 100	00HASELT	VALERIE HASELTON	No		2,300.00
0000030612	11/21/2025	AP	No	Sage 100	00JACOB	JACOB GREEN & ASSOCIATES	No		3,060.00
0000030613	11/21/2025	AP	No	Sage 100	00MARBORG	MARBORG INDUSTRIES	No		863.55
0000030614	11/21/2025	AP	No	Sage 100	00MB&TRU	MONTECITO BANK & TRUST	No		548.14
0000030615	11/21/2025	AP	No	Sage 100	00MCCORMX	MCCORMIX CORP	No		1,698.94
0000030616	11/21/2025	AP	No	Sage 100	00MOTION	MOTION INDUSTRIES, INC	No		313.18
0000030617	11/21/2025	AP	No	Sage 100	00MOUNTAI	MOUNTAIN SPRING WATER	No		327.10
0000030618	11/21/2025	AP	No	Sage 100	00MWD	MONTECITO WATER DISTRICT	No		1,183.78
0000030619	11/21/2025	AP	No	Sage 100	00OCONNOR	O'CONNOR PEST CONTROL WEST COAST	No		843.85
0000030620	11/21/2025	AP	No	Sage 100	00PITNEY	PITNEY BOWES GLOBAL FINANCIAL	No		427.68
0000030621	11/21/2025	AP	No	Sage 100	00PURETEC	PURETEC INDUSTRIAL WATER	No		102.96
0000030622	11/21/2025	AP	No	Sage 100	00QUINN	QUINN COMPANY	No		2,311.56
0000030623	11/21/2025	AP	No	Sage 100	00REDWING	RED WING BUSINESS ADVANTAGE ACCOUNT	No		450.00
0000030624	11/21/2025	AP	No	Sage 100	00RINCON	RINCON CONSULTANTS, INC	No		2,610.50
0000030625	11/21/2025	AP	No	Sage 100	00ROCKEN	ROCK ROCKENBACH	No		1,137.99
0000030626	11/21/2025	AP	No	Sage 100	00ROJAS	ROJAS COMMUNICATIONS GROUP	No		2,335.00
0000030627	11/21/2025	AP	No	Sage 100	00ROLLINS	ROLLINS, CAROLE	No		90.99
0000030628	11/21/2025	AP	No	Sage 100	00SAFETY	SAFETY-KLEEN SYSTEMS, INC	No		161.75
0000030629	11/21/2025	AP	No	Sage 100	00SANSUM	SANSUM CLINIC	No		310.00
0000030630	11/21/2025	AP	No	Sage 100	00SBCOCLE	SANTA BARBARA COUNTY CLERK-RECORDER	No		285.00
0000030631	11/21/2025	AP	No	Sage 100	00SBHOME	S B HOME IMPROVEMENT CENTER	No		51.47
0000030632	11/21/2025	AP	No	Sage 100	00SCE	SOUTHERN CALIFORNIA EDISON CO	No		16,831.44
0000030633	11/21/2025	AP	No	Sage 100	00SOCAL	SOCAL GAS	No		304.29
0000030634	11/21/2025	AP	No	Sage 100	00STANDAR	STANDARD INSURANCE COMPANY	No		1,985.00

**Run Date: 12/31/2025 12:39:22PM**

**B/R Date: 11/30/2025**

Montecito Sanitary District  
 Finance Committee Meeting - January 12, 2025  
 Page 8 of 45

**Page: 3**

**User Logon: swilliams**

**Bank Reconciliation Report**  
**Activity Document Date Range: From: To: 11/30/2025**

**MONTECITO SANITARY DISTRICT (MSD)**

**Bank Code: B**

**Checks:**

Check Number	Check Date	Source Module	Action Req	Source	Reference Number	Check Payee Name/Comment	Cleared	Cleared Date	Check Amount
0000030635	11/21/2025	AP	No	Sage 100	00STONEM	STONE MEADOW X, LLC	No		3,044.00
0000030636	11/21/2025	AP	No	Sage 100	00STREAM	STREAMLINE	No		466.00
0000030637	11/21/2025	AP	No	Sage 100	00T4	T4 SPATIAL LLC	No		10,000.00
0000030638	11/21/2025	AP	No	Sage 100	00UNIVAR	UNIVAR SOLUTIONS	No		15,037.80
0000030639	11/21/2025	AP	No	Sage 100	00USA	UNDERGROUND SERVICE ALERT	No		226.00
0000030640	11/21/2025	AP	No	Sage 100	00USABLUE	USA BLUE BOOK	No		2,269.60
0000030641	11/21/2025	AP	No	Sage 100	00ZWORLD	ZWORLD GIS	No		2,280.00
0000030642	11/29/2025	AP	No	Sage 100	00PLANET	PLANETBIDS, LLC	No		4,361.35
1109DD	11/13/2025	GL	No	Sage 100		PPE 11/09/2025 DIRECT DEPOSITS 11/13/2025	Yes	11/12/2025	67,669.61
1109EP	11/25/2025	GL	No	Sage 100		EMPOWER DEF COMP PAYDATE 11/13/2025	Yes	11/20/2025	200.00
1109GRN	11/13/2025	GL	No	Sage 100		PPE 11/09/2025 GARNISHMENTS 11/13/2025	Yes	11/13/2025	684.92
1109PT	11/13/2025	GL	No	Sage 100		PPE 11/09/2025 PAYROLL TAXES 11/13/2025	Yes	11/13/2025	32,544.80
1123DD	11/27/2025	GL	No	Sage 100		PPE 11/23/2025 DIRECT DEPOSITS 11/27/2025	Yes	11/26/2025	69,721.52
1123GRN	11/27/2025	GL	No	Sage 100		PPE 11/23/2025 GARNISHMENTS 11/27/2025	Yes	11/26/2025	684.92
1123PT	11/27/2025	GL	No	Sage 100		PPE 11/23/2025 PAYROLL TAXES 11/27/2025	Yes	11/26/2025	33,441.52
CD1109	11/13/2025	GL	No	Sage 100		CALPERS CLASSIC PAYDATE 11/13/2025	Yes	11/28/2025	7,229.03
CD1123	11/28/2025	GL	No	Sage 100		CORRECT CD002483 - UPDATE CHECK #	Yes	11/28/2025	7,229.03
CP1109	11/13/2025	GL	No	Sage 100		CALPERS PEPRA PAYDATE 11/13/2025	Yes	11/28/2025	6,466.99
CP1123	11/28/2025	GL	No	Sage 100		CALPERS PEPRA PAYDATE 11/27/2025	Yes	11/28/2025	6,466.99
DC1123	11/28/2025	GL	No	Sage 100		CALPERS DEF COMP PAYDATE 11/27/2025	No		1,300.00
PP1025	11/10/2025	GL	No	Sage 100		PAYROLL SERVICES - OCTOBER	Yes	11/10/2025	602.12
PX1125	11/20/2025	GL	No	Sage 100		PAYCHEX MONTHLY TIME & ATTEND - NOVEMBER	Yes	11/20/2025	148.35

**Total of 129 Checks:** 494,972.27




**Reconciliation Summary For Bank B Range: From: To: 11/30/2025:**

**G/L Cash Account Number: 1125-0000**

<b>Bank Statement Balance:</b>	<b>137,734.81</b>
<b>Plus 0 Deposits In Transit Totaling:</b>	0.00
<b>Less 0 Adjustments Totaling:</b>	0.00
<b>Less 67 Outstanding Checks Totaling:</b>	<b>145,088.09</b>
<b>Adjusted Bank Balance:</b>	-7,353.28
<b>Calculated Book Balance:</b>	-7,353.28
<b>Out Of Balance By:</b>	0.00

MONTECITO SANITARY DISTRICT  
 "OPERATING ACCOUNT"  
 1042 MONTE CRISTO LN  
 SANTA BARBARA CA 93108-2809

**How can we help you?**

	Phone	(800) 348-0146
	Mail	P.O. Box 2460 Santa Barbara, CA 93120-2460
	Online	montecito.bank

**Summary of Accounts**

Account Type	Account Number	Ending Balance
Business Analysis Checking	XXXXXXXX6796	<b>\$137,734.81</b>

**Business Analysis Checking - XXXXXXXX6796**
**Account Summary**

Date	Description	Amount
11/01/2025	<b>Beginning Balance</b>	<b>\$79,358.57</b>
	6 Credit(s) This Period	\$408,260.42
	60 Debit(s) This Period	\$349,884.18
11/28/2025	<b>Ending Balance</b>	<b>\$137,734.81</b>

**Deposits**

Date	Description	Amount
11/06/2025	DEPOSIT	\$10,903.42

**Electronic Credits**

Date	Description	Amount
11/04/2025	ALLPAID EDI/EFTPMT 170	\$25,002.00
11/04/2025	SANTA BARBARA CO AUT PMNT 068156	\$350,000.00
11/18/2025	ALLPAID EDI/EFTPMT 175	\$15,110.00
11/20/2025	ALLPAID EDI/EFTPMT 171	\$6,985.00
11/28/2025	ALLPAID EDI/EFTPMT 162	\$260.00

**Other Debits**

Date	Description	Amount
11/10/2025	PAYCHEX EIB INVOICE X14225900049650	\$602.12
11/12/2025	PAYCHEX INC. PAYROLL RI3s9PznwiDWRVp	\$67,669.61
11/13/2025	EXPERTPAY EXPERTPAY XXXXX2192	\$684.92
11/13/2025	PAYCHEX TPS TAXES 14344400000967X	\$32,544.80
11/20/2025	PAYCHEX-OAB INVOICE uCo6mSCrQEOZUTv	\$148.35
11/25/2025	EMPOWER EMPOWER 706330011133	\$200.00
11/26/2025	PAYCHEX TPS TAXES 14539600000293X	\$33,441.52
11/26/2025	PAYCHEX INC. PAYROLL tOKDi7fEn6poEo9	\$69,721.52
11/28/2025	EXPERTPAY EXPERTPAY XXXXX2192	\$684.92
11/28/2025	1946207465 3100 XXXXXX7425 100000018085192	\$6,466.98
11/28/2025	1946207465 3100 XXXXXX7425 100000018085172	\$6,466.98
11/28/2025	1946207465 3100 XXXXXX7425 100000018085156	\$7,229.04
11/28/2025	1946207465 3100 XXXXXX7425 100000018085136	\$7,229.04



**Important Information Regarding Your Ready Cash Reserve Account and Other Open-End (Not Home Secured) Lines of Credit**

We figure the INTEREST CHARGE on your account by applying the periodic rate to the "daily balance" of your account for each day in the billing cycle. To get the "daily balance", we take the beginning balance of your account each day, add any new advances, and subtract any payments or credits. This gives us the daily balance.

**Please Examine this Statement and Any Enclosed Items At Once. If No Error is Reported Within 30 days, This Statement Will Be Considered Correct. All Items Credited Subject to Final Payment.**

**CHECKING ACCOUNT**

**How to balance your checkbook:**

1. Subtract the monthly service charge and any other charges not previously deducted from your checkbook balance.
2. Add to your checkbook balance each Line of Credit Deposit, Automatic Deposit and any interest paid.
3. List and total the amount of all deposits entered in your checkbook that are not shown on the statement provided for "Deposits Not Credited".
4. Compare and check off each paid check against your checkbook record. List and total all checks you have not checked off in the space provided for "Checks Outstanding".
5. Perform the indicated steps in the "Statement Reconciliation" section.

**If your checkbook and bank statement do not balance:**

- Review last month's reconciliation to make sure any differences were corrected.
- Check additions and subtractions in your checkbook. Compare the amount of each check and deposit with the amount recorded in your checkbook and on this statement.
- Make sure all outstanding checks have been recorded under "Checks Outstanding".
- Make sure that each paid check listed on your statement has been recorded in your checkbook
- Make sure that all electronic funds transfer transactions (if any) are listed.

Deposits Not Credited	
Date	Amount
Total	\$

Checks Outstanding	
Date	Amount
Total	\$

Statement Reconciliation	
Statement Ending Balance	\$
<b>Add:</b>	
Deposits Not Credited	+ \$
Sub Total	\$
<b>Subtract:</b>	
Checks Outstanding	\$
<b>Total:</b>	
Should Agree With Your Checkbook Balance	\$

**Business Analysis Checking - XXXXXXXX6796 (continued)**
**Checks Cleared**

Check Nbr	Date	Amount	Check Nbr	Date	Amount	Check Nbr	Date	Amount
30424	11/06/2025	\$2,300.00	30559	11/13/2025	\$192.04	30575	11/12/2025	\$843.85
30449*	11/10/2025	\$3,143.47	30560	11/13/2025	\$9,665.00	30576	11/04/2025	\$157.58
30504*	11/04/2025	\$2,300.00	30561	11/19/2025	\$494.00	30578*	11/13/2025	\$2,158.42
30511*	11/04/2025	\$161.25	30562	11/03/2025	\$590.00	30579	11/10/2025	\$82.67
30516*	11/06/2025	\$780.00	30563	11/14/2025	\$1,111.00	30580	11/07/2025	\$6,048.23
30529*	11/03/2025	\$1,224.98	30564	11/12/2025	\$5,759.52	30581	11/14/2025	\$779.96
30533*	11/03/2025	\$535.00	30565	11/17/2025	\$473.81	30582	11/12/2025	\$2,427.50
30547*	11/03/2025	\$15,300.00	30566	11/10/2025	\$535.14	30583	11/10/2025	\$2,996.00
30549*	11/17/2025	\$2,300.00	30567	11/12/2025	\$868.97	30584	11/13/2025	\$42.66
30552*	11/10/2025	\$991.93	30568	11/19/2025	\$2,300.00	30585	11/20/2025	\$21.49
30553	11/13/2025	\$31,705.10	30569	11/12/2025	\$105.30	30586	11/17/2025	\$1,257.12
30554	11/12/2025	\$125.03	30570	11/18/2025	\$15.69	30587	11/19/2025	\$136.07
30555	11/12/2025	\$42.15	30571	11/13/2025	\$1,500.00	30588	11/13/2025	\$1,985.00
30556	11/07/2025	\$1,740.00	30572	11/13/2025	\$1,018.50	30589	11/10/2025	\$8,524.32
30557	11/10/2025	\$371.74	30573	11/07/2025	\$863.55	30590	11/10/2025	\$293.96
30558	11/13/2025	\$44.00	30574	11/07/2025	\$482.38			

\* Indicates skipped check number

**Daily Balances**

Date	Amount	Date	Amount	Date	Amount
11/03/2025	\$61,708.59	11/12/2025	\$337,397.74	11/19/2025	\$262,099.65
11/04/2025	\$434,091.76	11/13/2025	\$255,857.30	11/20/2025	\$268,914.81
11/06/2025	\$441,915.18	11/14/2025	\$253,966.34	11/25/2025	\$268,714.81
11/07/2025	\$432,781.02	11/17/2025	\$249,935.41	11/26/2025	\$165,551.77
11/10/2025	\$415,239.67	11/18/2025	\$265,029.72	11/28/2025	\$137,734.81

**Overdraft and Returned Item Fees**

	Total for this period	Total year-to-date
<b>Total Overdraft Fees</b>	\$0.00	\$0.00
<b>Total Returned Item Fees</b>	\$0.00	\$0.00

**Bank Reconciliation Report**

**Capital Improvement Program Account**

Activity Document Date Range: From: To: 11/30/2025

**MONTECITO SANITARY DISTRICT (MSD)**

Bank Code: G CIP CASH (MBT)

**Checks:**

Check Number	Check Date	Source Module	Action Req	Source	Reference Number	Check Payee Name/Comment	Cleared	Cleared Date	Check Amount
0000001347	8/17/2022	AP	No	Sage 100	00HAMNER	HAMNER JEWELL ASSOCIATES	No		500.00
0000001556	5/16/2025	AP	No	Sage 100	00ASPECT	ASPECT ENGINEERING GROUP	No		240.00
0000001598	10/31/2025	AP	No	Sage 100	00PHOENIX	PHOENIX CIVIL ENGINEERING	Yes	11/7/2025	38,583.75
0000001599	10/31/2025	AP	No	Sage 100	00STANTEC	STANTEC CONSULTING SERVICES INC.	Yes	11/10/2025	7,380.00
0000001600	10/31/2025	AP	No	Sage 100	00WATERSY	WATER SYSTEMS CONSULTING, INC.	Yes	11/7/2025	10,609.50
0000001601	11/4/2025	AP	No	Sage 100	00UNIONPA	UNION PACIFIC RAILROAD COMPANY	Yes	11/12/2025	5,400.00
0000001602	11/21/2025	AP	No	Sage 100	00PHOENIX	PHOENIX CIVIL ENGINEERING	No		13,405.75
0000001603	11/21/2025	AP	No	Sage 100	00WATERSY	WATER SYSTEMS CONSULTING, INC.	No		21,700.00
<b>Total of 8 Checks:</b>									<b>97,819.00</b>




**Reconciliation Summary For Bank G CIP CASH (MBT) Range: From: To: 11/30/2025:**

G/L Cash Account Number: 1135-0000

<b>Bank Statement Balance:</b>	<b>448,059.20</b>
<b>Plus 0 Deposits In Transit Totaling:</b>	0.00
<b>Less 0 Adjustments Totaling:</b>	0.00
<b>Less 4 Outstanding Checks Totaling:</b>	<u>35,845.75</u>
<b>Adjusted Bank Balance:</b>	412,213.45
<b>Calculated Book Balance:</b>	412,213.45
<b>Out Of Balance By:</b>	0.00

MONTECITO SANITARY DISTRICT  
 "CIP ACCOUNT"  
 1042 MONTE CRISTO LN  
 SANTA BARBARA CA 93108-2809

**How can we help you?**

	Phone	(800) 348-0146
	Mail	P.O. Box 2460 Santa Barbara, CA 93120-2460
	Online	montecito.bank

**Summary of Accounts**

Account Type	Account Number	Ending Balance
Business Analysis Checking	XXXXXXXX7512	<b>\$448,059.20</b>

**Business Analysis Checking - XXXXXXXX7512**
**Account Summary**

Date	Description	Amount
11/01/2025	<b>Beginning Balance</b>	<b>\$510,032.45</b>
	0 Credit(s) This Period	\$0.00
	4 Debit(s) This Period	\$61,973.25
11/28/2025	<b>Ending Balance</b>	<b>\$448,059.20</b>

**Checks Cleared**

Check Nbr	Date	Amount	Check Nbr	Date	Amount
1598	11/07/2025	\$38,583.75	1600	11/07/2025	\$10,609.50
1599	11/10/2025	\$7,380.00	1601	11/12/2025	\$5,400.00

\* Indicates skipped check number

**Daily Balances**

Date	Amount	Date	Amount	Date	Amount
11/07/2025	\$460,839.20	11/10/2025	\$453,459.20	11/12/2025	\$448,059.20

**Overdraft and Returned Item Fees**

	Total for this period	Total year-to-date
<b>Total Overdraft Fees</b>	\$0.00	\$0.00
<b>Total Returned Item Fees</b>	\$0.00	\$0.00

**Bank Reconciliation Report**

**Insurance Reimbursement Account**

Activity Document Date Range: From: To: 11/30/2025

**MONTECITO SANITARY DISTRICT (MSD)**

Bank Code: I INSURANCE REIMB - MBT

**Deposits and Adjustments:**

Date	Document Type	Source Module	Action Req	Source	Reference Number	Deposit/Adjustment Comment	Cleared	Cleared Date	Debits	Credits
11/30/2025	Deposit	GL	No	Sage 100	1130INT	NOVEMBER INTEREST - INS REIMB	Yes	11/30/2025	0.00	146.41
<b>Total of 1 Deposit and Adjustment:</b>									0.00	146.41




**Reconciliation Summary For Bank I INSURANCE REIMB - MBT Range: From: To: 11/30/2025:**

G/L Cash Account Number: 1142-0000

<b>Bank Statement Balance:</b>	<b>117,955.66</b>
<b>Plus 0 Deposits In Transit Totaling:</b>	0.00
<b>Less 0 Adjustments Totaling:</b>	0.00
<b>Less 0 Outstanding Checks Totaling:</b>	0.00
<b>Adjusted Bank Balance:</b>	117,955.66
<b>Calculated Book Balance:</b>	117,955.66
<b>Out Of Balance By:</b>	0.00

MONTECITO SANITARY DISTRICT  
 DISASTER INSURANCE ACCOUNT  
 1042 MONTE CRISTO LN  
 SANTA BARBARA CA 93108-2809

**How can we help you?**

	Phone	(800) 348-0146
	Mail	P.O. Box 2460 Santa Barbara, CA 93120-2460
	Online	montecito.bank

**Summary of Accounts**

Account Type	Account Number	Ending Balance
Premier Public Funds	XXXXXXXX6591	<b>\$117,955.66</b>

**Premier Public Funds - XXXXXXXX6591**
**Account Summary**

Date	Description	Amount
11/01/2025	<b>Beginning Balance</b>	<b>\$117,809.25</b>
	1 Credit(s) This Period	\$146.41
	0 Debit(s) This Period	\$0.00
11/28/2025	<b>Ending Balance</b>	<b>\$117,955.66</b>

**Interest Summary**

Description	Amount
Interest Earned From 11/01/2025 Through 11/28/2025	
Annual Percentage Yield Earned	1.63%
Interest Days	28
Interest Earned	\$146.41
Interest Paid This Period	\$146.41
Interest Paid Year-to-Date	\$1,693.49

**Account Activity**

Post Date	Description	Debits	Credits	Balance
11/01/2025	<b>Beginning Balance</b>			<b>\$117,809.25</b>
11/28/2025	INTEREST		\$146.41	\$117,955.66
11/28/2025	<b>Ending Balance</b>			<b>\$117,955.66</b>

**Daily Balances**

Date	Amount
11/28/2025	\$117,955.66

**Overdraft and Returned Item Fees**

	Total for this period	Total year-to-date
<b>Total Overdraft Fees</b>	\$0.00	\$0.00
<b>Total Returned Item Fees</b>	\$0.00	\$0.00

Bank Reconciliation Report

Charles Schwab Investment Account

Activity Document Date Range: From: To: 11/30/2025

MONTECITO SANITARY DISTRICT (MSD)

Bank Code: S CHARLES SCHWAB

Deposits and Adjustments:

Date	Document Type	Source Module	Action Req	Source	Reference Number	Deposit/Adjustment Comment	Cleared	Cleared Date	Debits	Credits
11/30/2025	Deposit	GL	No	Sage 100	CS1125	CHARLES SCHWAB DIVIDENDS - NOV	Yes	11/30/2025	0.00	17,291.00
<b>Total of 1 Deposit and Adjustment:</b>									0.00	17,291.00

Reconciliation Summary For Bank S CHARLES SCHWAB Range: From: To: 11/30/2025:

G/L Cash Account Number: 1171-0000

Bank Statement Balance:	5,942,176.92
Plus 0 Deposits In Transit Totaling:	0.00
Less 0 Adjustments Totaling:	0.00
Less 0 Outstanding Checks Totaling:	0.00
<b>Adjusted Bank Balance:</b>	5,942,176.92
<b>Calculated Book Balance:</b>	5,942,176.92
<b>Out Of Balance By:</b>	0.00



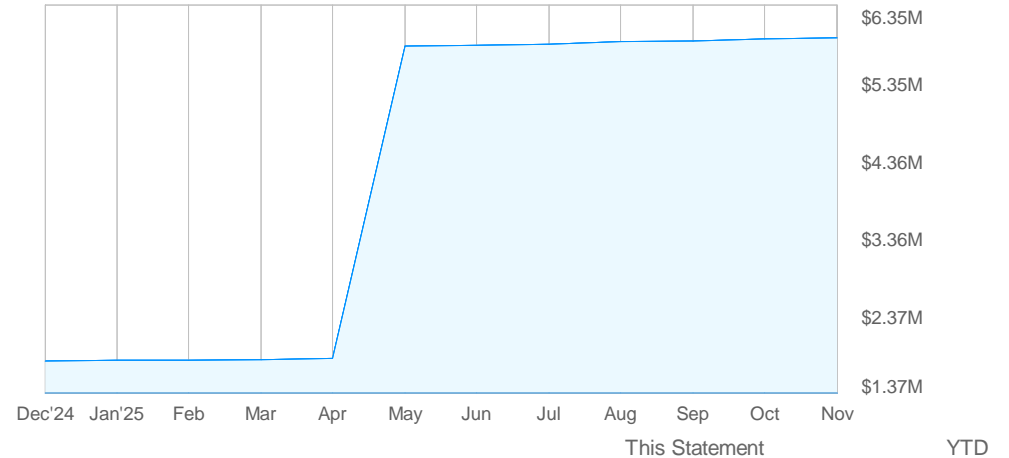
Schwab One® Account of

MONTECITO SANITARY DISTRICT

Account Number Statement Period  
November 1-30, 2025

### Account Summary

Ending Account Value as of 11/30	Beginning Account Value as of 11/01
<b>\$5,942,176.92</b>	<b>\$5,924,885.92</b>



	This Statement	YTD
Beginning Account Value	<b>\$5,924,885.92</b>	\$1,791,915.79
Deposits	<b>0.00</b>	4,000,000.00
Withdrawals	<b>0.00</b>	(0.44)
Dividends and Interest	<b>17,291.00</b>	150,261.57
Transfer of Securities	<b>0.00</b>	0.00
Market Appreciation/(Depreciation)	<b>0.00</b>	0.00
Expenses	<b>0.00</b>	0.00
<b>Ending Account Value</b>	<b>\$5,942,176.92</b>	<b>\$5,942,176.92</b>

Account Ending Value reflects the market value of your cash and investments. It does not include pending transactions, unpriced securities or assets held outside Schwab's custody.

#### Your Consultant

Marc Myers  
VP - Sr Financial Consultant  
1 310-546-7063  
Marc.Myers@schwab.com

#### Manage Your Account

##### Customer Service and Trading:

Call your Schwab Representative  
1-800-435-4000  
24/7 Customer Service

For the most current records on your account visit [schwab.com/login](https://schwab.com/login). Statements are archived up to 10 years online.

#### Commitment to Transparency

Client Relationship Summaries and Best Interest disclosures are at [schwab.com/transparency](https://schwab.com/transparency). Charles Schwab & Co., Inc. Member SIPC.

#### Online Assistance

Visit us online at [schwab.com](https://schwab.com)

Visit [schwab.com/stmt](https://schwab.com/stmt) to explore the features and benefits of this statement.

MONTECITO SANITARY DISTRICT  
1042 MONTE CRISTO LN  
SANTA BARBARA CA 93108-2809



### Asset Allocation

Investment Objective: Capital Preservation	This Period	Current Allocation
Cash and Cash Investments	5,942,176.92	100%
<b>Total</b>	<b>\$5,942,176.92</b>	<b>100%</b>

### Top Account Holdings This Period

SYMBOL CUSIP	Description	Market Value	% of Accounts
SUTXX	SCHWAB US TREASURY MONEY	5,942,171.41	100%
	CHARLES SCHWAB BANK	5.51	<1%

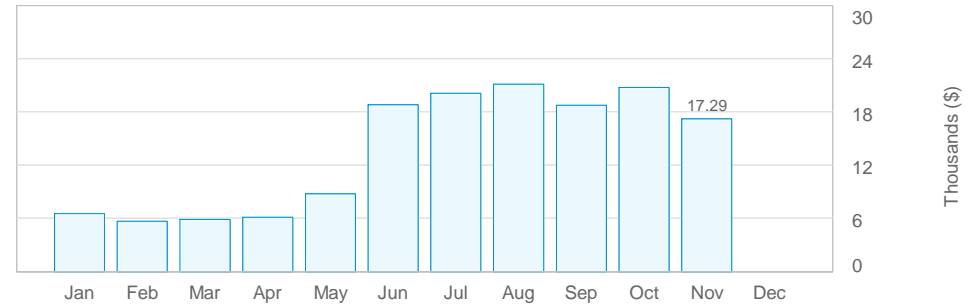
### Gain or (Loss) Summary

	Short-Term (ST)			Long-Term (LT)		
	Gain	(Loss)	Net	Gain	(Loss)	Net
This Period	0.00	0.00	0.00	0.00	0.00	0.00
YTD			0.00			0.00
<b>Unrealized</b>						<b>\$0.00</b>

Values may not reflect all of your gains/losses and may be rounded up to the nearest dollar; Schwab has provided accurate gain and loss information wherever possible for most investments. Cost basis may be incomplete or unavailable for some of your holdings and may change or be adjusted in certain cases. Please login to your account at Schwab.com for real-time gain/loss information. Statement information should not be used for tax preparation, instead refer to official tax documents. For additional information refer to Terms and Conditions.

Statement Period  
November 1-30, 2025

### Income Summary



Federal Tax Status	This Period		YTD	
	Tax-Exempt	Taxable	Tax-Exempt	Taxable
Bank Sweep Interest	0.00	0.00	0.00	6.05
Cash Dividends	0.00	17,291.00	0.00	150,255.52
<b>Total Income</b>	<b>\$0.00</b>	<b>\$17,291.00</b>	<b>\$0.00</b>	<b>\$150,261.57</b>



### Positions - Summary

Beginning Value as of 11/01	+	Transfer of Securities(In/Out)	+	Dividends Reinvested	+	Cash Activity	+	Change in Market Value	=	Ending Value as of 11/30	Cost Basis	Unrealized Gain/(Loss)
\$5,924,885.92		\$0.00		(\$17,291.00)		\$17,291.00		\$17,291.00		\$5,942,176.92	\$0.00	\$0.00

Values may not reflect all of your gains/losses; Schwab has provided accurate gain and loss information wherever possible for most investments. Cost basis may be incomplete or unavailable for some of your holdings and may change or be adjusted in certain cases. Statement information should not be used for tax preparation, instead refer to official tax documents. For additional information refer to Terms and Conditions.

### Cash and Cash Investments

Type	Symbol	Description	Quantity	Price(\$)	Beginning Balance(\$)	Ending Balance(\$)	Change in Period Balance(\$)	Pending/Unsettled Cash(\$)	Interest/Yield Rate	% of Acct
Bank Sweep		CHARLES SCHWAB BANK <sup>X,Z</sup>			5.51	5.51	0.00		0.05%	<1%
Money Fund (Non-Sweep)	SUTXX	SCHWAB US TREASURY MONEY <sup>0</sup>	5,942,171.4100	1.0000	5,924,880.41	5,942,171.41	17,291.00			100%
<b>Total Cash and Cash Investments</b>					<b>\$5,924,885.92</b>	<b>\$5,942,176.92</b>	<b>\$17,291.00</b>			<b>100%</b>

### Transactions - Summary

Beginning Cash* as of 11/01	+	Deposits	+	Withdrawals	+	Purchases	+	Sales/Redemptions	+	Dividends/Interest	+	Expenses	=	Ending Cash* as of 11/30
\$5.51		\$0.00		\$0.00		(\$17,291.00)		\$0.00		\$17,291.00		\$0.00		\$5.51

Other Activity **\$0.00**

Other activity includes transactions which don't affect the cash balance such as stock transfers, splits, etc.

\*Cash (includes any cash debit balance) held in your account plus the value of any cash invested in a sweep money fund.

### Transaction Details

Date	Category	Action	Symbol/CUSIP	Description	Quantity	Price/Rate per Share(\$)	Charges/Interest(\$)	Amount(\$)	Realized Gain/(Loss)(\$)
11/28	Purchase	Reinvested Shares	SUTXX	SCHWAB US TREASURY MONEY ULTRA	17,291.0000	1.0000		(17,291.00)	
	Dividend	Div For Reinvest	SUTXX	SCHWAB US TREASURY MONEY				17,291.00	

**Total Transactions**

**\$0.00**

Bank Reconciliation Report

California CLASS Investment Account

Activity Document Date Range: From: To: 11/30/2025

MONTECITO SANITARY DISTRICT (MSD)

Bank Code: T CALIFORNIA CLASS

Deposits and Adjustments:

Date	Document Type	Source Module	Action Req	Source	Reference Number	Deposit/Adjustment Comment	Cleared	Cleared Date	Debits	Credits
11/30/2025	Deposit	GL	No	Sage 100	CC1125	CALIFORNIA CLASS DIVIDENDS - N	Yes	11/30/2025	0.00	13,560.36
<b>Total of 1 Deposit and Adjustment:</b>									0.00	13,560.36

Reconciliation Summary For Bank T CALIFORNIA CLASS Range: From: To: 11/30/2025:

G/L Cash Account Number: 1172-0000

Bank Statement Balance:	4,099,186.42
Plus 0 Deposits In Transit Totaling:	0.00
Less 0 Adjustments Totaling:	0.00
Less 0 Outstanding Checks Totaling:	0.00
<b>Adjusted Bank Balance:</b>	<b>4,099,186.42</b>
<b>Calculated Book Balance:</b>	<b>4,099,186.42</b>
<b>Out Of Balance By:</b>	<b>0.00</b>



# Summary Statement

November 30, 2025

Page 1 of 3

Investor ID:

0000190-0000797 PDF 863253

**Montecito Sanitary District  
1042 Monte Cristo Lane  
Santa Barbara, CA 93108**

## California CLASS

### California CLASS

Average Monthly Yield: 4.0391%

	Beginning Balance	Contributions	Withdrawals	Income Earned	Income Earned YTD	Average Daily Balance	Month End Balance
Investment Fund	4,085,626.06	0.00	0.00	13,560.36	99,186.42	4,086,982.10	4,099,186.42
<b>TOTAL</b>	<b>4,085,626.06</b>	<b>0.00</b>	<b>0.00</b>	<b>13,560.36</b>	<b>99,186.42</b>	<b>4,086,982.10</b>	<b>4,099,186.42</b>



Account Statement

November 30, 2025

Page 2 of 3

Account Number:

Investment Fund

Account Summary

Average Monthly Yield: 4.0391%

	Beginning Balance	Contributions	Withdrawals	Income Earned	Income Earned YTD	Average Daily Balance	Month End Balance
California CLASS	4,085,626.06	0.00	0.00	13,560.36	99,186.42	4,086,982.10	4,099,186.42

Transaction Activity

Transaction Date	Transaction Description	Contributions	Withdrawals	Balance	Transaction Number
11/01/2025	Beginning Balance			4,085,626.06	
11/30/2025	Income Dividend Reinvestment	13,560.36			
11/30/2025	Ending Balance			4,099,186.42	



California CLASS

California CLASS

Date	Dividend Rate	Daily Yield
11/01/2025	0.000000000	4.1305%
11/02/2025	0.000000000	4.1305%
11/03/2025	0.000113933	4.1584%
11/04/2025	0.000112741	4.1150%
11/05/2025	0.000110793	4.0439%
11/06/2025	0.000109876	4.0105%
11/07/2025	0.000329421	4.0080%
11/08/2025	0.000000000	4.0080%
11/09/2025	0.000000000	4.0080%
11/10/2025	0.000220178	4.0183%
11/11/2025	0.000000000	4.0183%
11/12/2025	0.000110276	4.0251%
11/13/2025	0.000110748	4.0423%
11/14/2025	0.000331685	4.0355%
11/15/2025	0.000000000	4.0355%
11/16/2025	0.000000000	4.0355%
11/17/2025	0.000110314	4.0265%
11/18/2025	0.000110334	4.0272%
11/19/2025	0.000109585	3.9999%
11/20/2025	0.000109264	3.9881%
11/21/2025	0.000328182	3.9929%
11/22/2025	0.000000000	3.9929%
11/23/2025	0.000000000	3.9929%
11/24/2025	0.000109694	4.0038%
11/25/2025	0.000110022	4.0158%
11/26/2025	0.000221590	4.0440%
11/27/2025	0.000000000	4.0440%
11/28/2025	0.000334881	4.0744%
11/29/2025	0.000000000	4.0744%
11/30/2025	0.000000000	4.0744%

Performance results are shown net of all fees and expenses and reflect the reinvestment of dividends and other earnings. Many factors affect performance including changes in market conditions and interest rates and in response to other economic, political, or financial developments. Investment involves risk including the possible loss of principal. No assurance can be given that the performance objectives of a given strategy will be achieved. **Past performance is no guarantee of future results. Any financial and/or investment decision may incur losses.**

# Operations & Maintenance Account

## Bank Reconciliation Report

Activity Document Date Range: From: To: **12/31/2025**

**MONTECITO SANITARY DISTRICT (MSD)**

Bank Code: B

**Deposits and Adjustments:**

Date	Document Type	Source Module	Action Req	Source	Reference Number	Deposit/Adjustment Comment	Cleared	Cleared Date	Debits	Credits
12/2/2025	Deposit	GL	No	Sage 100	1031INT	CORRECT CR000925	Yes	12/2/2025	0.00	161.87
12/2/2025	Deposit	GL	No	Sage 100	EFT0013111	TRANSFER FUNDS TO MBT O&M	Yes	12/2/2025	0.00	350,000.00
12/2/2025	Deposit	GL	No	Sage 100	1031INT	CORRECT CR000926	Yes	12/2/2025	161.87	0.00
12/19/2025	Deposit	GL	No	Sage 100	49115017	Sewer Avail Letter; 150 Santa	Yes	12/19/2025	0.00	175.00
12/19/2025	Deposit	GL	No	Sage 100	49152494	A-5534; 690 Picacho Lane ADU	Yes	12/19/2025	0.00	575.00
12/19/2025	Deposit	GL	No	Sage 100	49152494	A-5534; 690 Picacho Lane ADU	Yes	12/19/2025	0.00	345.00
12/19/2025	Deposit	GL	No	Sage 100	49152494	A-5534; 690 Picacho Lane ADU	Yes	12/19/2025	0.00	2,300.00
12/19/2025	Deposit	GL	No	Sage 100	49126950	Certification Letter; 735 Ashl	Yes	12/19/2025	0.00	175.00
12/19/2025	Deposit	GL	No	Sage 100	49231265	170 Butterfly Lane	Yes	12/19/2025	0.00	575.00
12/19/2025	Deposit	GL	No	Sage 100	49231265	170 Butterfly Lane	Yes	12/19/2025	0.00	2,300.00
12/19/2025	Deposit	GL	No	Sage 100	49127753	Certification Letter; 1480 Mon	Yes	12/19/2025	0.00	175.00
12/19/2025	Deposit	GL	No	Sage 100	49181787	Sewer Avail Letter; 1760 Glen	Yes	12/19/2025	0.00	85.00
12/19/2025	Deposit	GL	No	Sage 100	49181787	Engineering Review; 1760 Glen	Yes	12/19/2025	0.00	175.00
12/24/2025	Deposit	GL	No	Sage 100	49283464	Sewer Avail Letter; 1167 Dulzu	Yes	12/24/2025	0.00	85.00
12/24/2025	Deposit	GL	No	Sage 100	49286250	Certification Letter; 226 Dawl	Yes	12/24/2025	0.00	175.00
12/24/2025	Deposit	GL	No	Sage 100	49300645	Engineering Review; 528 Barker	Yes	12/24/2025	0.00	345.00
12/24/2025	Deposit	GL	No	Sage 100	49288144	Sewer Avail Letter; 925 Brookt	Yes	12/24/2025	0.00	85.00
12/24/2025	Deposit	GL	No	Sage 100	49236931	A-5538; 536 Santa Anela Lane	Yes	12/24/2025	0.00	575.00
12/24/2025	Deposit	GL	No	Sage 100	49236931	A-5538; 536 Santa Anela Lane	Yes	12/24/2025	0.00	175.00
12/24/2025	Deposit	GL	No	Sage 100	49236931	A-5538; 536 Santa Anela Lane	Yes	12/24/2025	0.00	2,300.00
12/24/2025	Deposit	GL	No	Sage 100	49300904	Sewer Avail Letter; 1435 E Mou	Yes	12/24/2025	0.00	175.00
12/24/2025	Deposit	GL	No	Sage 100	49233148	Certification Letter; 1260 Cha	Yes	12/24/2025	0.00	175.00
12/24/2025	Deposit	GL	No	Sage 100	49276152	Sewer Avail Letter; 227 Hot Sp	Yes	12/19/2025	0.00	85.00
12/31/2025	Adjustment	BR	No	Sage 100	ADJUSTMENT	DECEMBER ROUNDING ADJUSTMENT	Yes	12/31/2025	0.02	0.00
12/31/2025	Adjustment	BR	No	Sage 100	ADJUSTMENT	DECEMBER ROUNDING ADJUSTMENT	Yes	12/31/2025	0.00	0.04
<b>Total of 25 Deposits and Adjustments:</b>									161.89	361,216.91

**Checks:**

Check Number	Check Date	Source Module	Action Req	Source	Reference Number	Check Payee Name/Comment	Cleared	Cleared Date	Check Amount
000028801	10/11/2023	AP	No	Sage 100	00STREAM	STREAMLINE	No		620.00
000028905	11/22/2023	AP	No	Sage 100	00GRAINGE	GRAINGER	No		560.30
000030023	3/10/2025	AP	No	Sage 100	00ORTIZ	NOEE ORTIZ	No		239.00
000030093	4/10/2025	AP	No	Sage 100	00KENT	SCHUYLER KENT (or) KEITH FLEDMAN	No		2,126.00
000030101	4/10/2025	AP	No	Sage 100	00MORFIT	JASON (or) JORDAN MORFIT	No		777.00
000030106	4/10/2025	AP	No	Sage 100	00PAHOLD	PA HOLDINGS 1, LLC	No		2,300.00
000030226	5/30/2025	AP	No	Sage 100	00DOCUPRO	DOCU PRODUCTS	No		8.87
000030328	7/9/2025	AP	No	Sage 100	00MARSET	ALBINO MARSETTI (or) BRETT VAPNEK	No		1,150.00
000030408	8/22/2025	AP	No	Sage 100	00BARRACK	LAUREL BARRACK	No		1,150.00
000030514	10/10/2025	AP	No	Sage 100	00EAST	EAST VALLEY KITCHEN, LLC	Yes	12/8/2025	2,300.00
000030519	10/10/2025	AP	No	Sage 100	00JOHNSD	DORINNE JOHNSON	No		23.00
000030520	10/10/2025	AP	No	Sage 100	00KEENROB	ROBERT KEEN	No		183.18
000030548	10/15/2025	AP	No	Sage 100	00LIGHT	LIGHTHOUSE TRUST	No		2,339.00
000030550	10/15/2025	AP	No	Sage 100	00SMITHCH	CHRISTINE SMITH	No		2,300.00
000030591	11/21/2025	AP	No	Sage 100	00AMAZON	AMAZON CAPITAL SERVICES	Yes	12/2/2025	4,636.90
000030592	11/21/2025	AP	No	Sage 100	00ARCE	ARCE, MICHAEL J	Yes	12/2/2025	395.54
000030593	11/21/2025	AP	No	Sage 100	00AT&T	AT&T MOBILITY	Yes	12/8/2025	155.92
000030594	11/21/2025	AP	No	Sage 100	00BATCH	BATCHELDER, JIM (or) NICOLE	Yes	12/1/2025	2,300.00
000030595	11/21/2025	AP	No	Sage 100	00BIGGREE	BIG GREEN CLEANING COMPANY	Yes	12/1/2025	2,754.00
000030596	11/21/2025	AP	No	Sage 100	00CANON	CANON FINANCIAL SERVICES INC	Yes	12/4/2025	371.74
000030597	11/21/2025	AP	No	Sage 100	00CASA	CALIFORNIA ASSOCIATION OF	Yes	12/12/2025	10,330.00
000030598	11/21/2025	AP	No	Sage 100	00CINTAS	CINTAS CORPORATION #684	Yes	12/3/2025	1,971.22
000030599	11/21/2025	AP	No	Sage 100	00COLANT	COLANTUONO, HIGHSMTIH & WHATLEY, PC	Yes	12/3/2025	6,623.50
000030600	11/21/2025	AP	No	Sage 100	00COMPUVI	CV ENTERPRISES, INC.	Yes	12/4/2025	8,017.48
000030601	11/21/2025	AP	No	Sage 100	00CORT	CORT	Yes	12/4/2025	44.00

Run Date: 1/8/2026 12:37:39PM

B/R Date: 12/31/2025

Page: 1

User Logon: swilliams

**Bank Reconciliation Report**

**Activity Document Date Range: From: To: 12/31/2025**

**MONTECITO SANITARY DISTRICT (MSD)**

**Bank Code: B**

**Checks:**

Check Number	Check Date	Source Module	Action Req	Source	Reference Number	Check Payee Name/Comment	Cleared	Cleared Date	Check Amount
0000030602	11/21/2025	AP	No	Sage 100	00COX	COX BUSINESS	Yes	12/2/2025	414.08
0000030603	11/21/2025	AP	No	Sage 100	00CWEA	CALIFORNIA WATER ENVIRONMENT	Yes	12/10/2025	251.00
0000030604	11/21/2025	AP	No	Sage 100	00ENGEL	ENGEL & GRAY, INC	Yes	12/3/2025	4,587.19
0000030605	11/21/2025	AP	No	Sage 100	00FISHER	FISHER SCIENTIFIC	Yes	12/2/2025	219.86
0000030606	11/21/2025	AP	No	Sage 100	00FRONTIE	FRONTIER	Yes	12/4/2025	946.18
0000030607	11/21/2025	AP	No	Sage 100	00GERN	JOHN (or) CHERYL GERNGROSS	Yes	12/2/2025	3,044.00
0000030608	11/21/2025	AP	No	Sage 100	00GILS	GLS COMPANIES	Yes	12/5/2025	780.00
0000030609	11/21/2025	AP	No	Sage 100	00GRAINGE	GRAINGER	Yes	12/4/2025	846.17
0000030610	11/21/2025	AP	No	Sage 100	00HACH	HACH COMPANY	Yes	12/3/2025	804.04
0000030611	11/21/2025	AP	No	Sage 100	00HASELT	VALERIE HASELTON	Yes	12/16/2025	2,300.00
0000030612	11/21/2025	AP	No	Sage 100	00JACOB	JACOB GREEN & ASSOCIATES	Yes	12/8/2025	3,060.00
0000030613	11/21/2025	AP	No	Sage 100	00MARBORG	MARBORG INDUSTRIES	Yes	12/3/2025	863.55
0000030614	11/21/2025	AP	No	Sage 100	00MB&TRU	MONTECITO BANK & TRUST	Yes	12/4/2025	548.14
0000030615	11/21/2025	AP	No	Sage 100	00MCCORMX	MCCORMIX CORP	Yes	12/2/2025	1,698.94
0000030616	11/21/2025	AP	No	Sage 100	00MOTION	MOTION INDUSTRIES, INC	Yes	12/3/2025	313.18
0000030617	11/21/2025	AP	No	Sage 100	00MOUNTAI	MOUNTAIN SPRING WATER	Yes	12/5/2025	327.10
0000030618	11/21/2025	AP	No	Sage 100	00MWD	MONTECITO WATER DISTRICT	Yes	12/11/2025	1,183.78
0000030619	11/21/2025	AP	No	Sage 100	00CONNOR	O'CONNOR PEST CONTROL WEST COAST	No		843.85
0000030620	11/21/2025	AP	No	Sage 100	00PITNEY	PITNEY BOWES GLOBAL FINANCIAL	Yes	12/16/2025	427.68
0000030621	11/21/2025	AP	No	Sage 100	00PURETEC	PURETEC INDUSTRIAL WATER	Yes	12/3/2025	102.96
0000030622	11/21/2025	AP	No	Sage 100	00QUINN	QUINN COMPANY	Yes	12/1/2025	2,311.56
0000030623	11/21/2025	AP	No	Sage 100	00REDWING	RED WING BUSINESS ADVANTAGE ACCOUNT	Yes	12/3/2025	450.00
0000030624	11/21/2025	AP	No	Sage 100	00RINCON	RINCON CONSULTANTS, INC	Yes	12/1/2025	2,610.50
0000030625	11/21/2025	AP	No	Sage 100	00ROCKEN	ROCK ROCKENBACH	Yes	12/16/2025	1,137.99
0000030626	11/21/2025	AP	No	Sage 100	00ROJAS	ROJAS COMMUNICATIONS GROUP	Yes	12/2/2025	2,335.00
0000030627	11/21/2025	AP	No	Sage 100	00ROLLINS	ROLLINS, CAROLE	No		90.99
0000030628	11/21/2025	AP	No	Sage 100	00SAFETY	SAFETY-KLEEN SYSTEMS, INC	Yes	12/4/2025	161.75
0000030629	11/21/2025	AP	No	Sage 100	00SANSUM	SANSUM CLINIC	Yes	12/8/2025	310.00
0000030630	11/21/2025	AP	No	Sage 100	00SBCOCLE	SANTA BARBARA COUNTY CLERK-RECORDER	Yes	12/4/2025	285.00
0000030631	11/21/2025	AP	No	Sage 100	00SBHOME	S B HOME IMPROVEMENT CENTER	Yes	12/4/2025	51.47
0000030632	11/21/2025	AP	No	Sage 100	00SCE	SOUTHERN CALIFORNIA EDISON CO	Yes	12/2/2025	16,831.44
0000030633	11/21/2025	AP	No	Sage 100	00SOCAL	SOCAL GAS	Yes	12/12/2025	304.29
0000030634	11/21/2025	AP	No	Sage 100	00STANDAR	STANDARD INSURANCE COMPANY	Yes	12/3/2025	1,985.00
0000030635	11/21/2025	AP	No	Sage 100	00STONEM	STONE MEADOW X, LLC	Yes	12/3/2025	3,044.00
0000030636	11/21/2025	AP	No	Sage 100	00STREAM	STREAMLINE	Yes	12/4/2025	466.00
0000030637	11/21/2025	AP	No	Sage 100	00T4	T4 SPATIAL LLC	Yes	12/2/2025	10,000.00
0000030638	11/21/2025	AP	No	Sage 100	00UNIVAR	UNIVAR SOLUTIONS	Yes	12/3/2025	15,037.80
0000030639	11/21/2025	AP	No	Sage 100	00USA	UNDERGROUND SERVICE ALERT	Yes	12/5/2025	226.00
0000030640	11/21/2025	AP	No	Sage 100	00USABLU	USA BLUE BOOK	Yes	12/4/2025	2,269.60
0000030641	11/21/2025	AP	No	Sage 100	00ZWORLD	ZWORLD GIS	Yes	12/2/2025	2,280.00
0000030642	11/29/2025	AP	No	Sage 100	00PLANET	PLANETBIDS, LLC	No		4,361.35
0000030643	12/19/2025	AP	No	Sage 100	00AGUILAR	CHRIS AGUILAR	Yes	12/31/2025	547.50
0000030644	12/19/2025	AP	No	Sage 100	00AT&T	AT&T MOBILITY	No		78.84
0000030645	12/19/2025	AP	No	Sage 100	00BARTLET	BARTLETT, PRINGLE & WOLF, LLP	Yes	12/30/2025	12,051.39
0000030646	12/19/2025	AP	No	Sage 100	00BIGGREE	BIG GREEN CLEANING COMPANY	Yes	12/29/2025	199.39
0000030647	12/19/2025	AP	No	Sage 100	00CINTAS	CINTAS CORPORATION #684	No		253.41
0000030648	12/19/2025	AP	No	Sage 100	00ENGEL	ENGEL & GRAY, INC	Yes	12/30/2025	4,578.74
0000030649	12/19/2025	AP	No	Sage 100	00FRONTIE	FRONTIER	No		855.28
0000030650	12/19/2025	AP	No	Sage 100	00GILS	GLS COMPANIES	No		780.00
0000030651	12/19/2025	AP	No	Sage 100	00IDEXX	IDEXX DISTRIBUTION, INC	Yes	12/31/2025	897.75
0000030652	12/19/2025	AP	No	Sage 100	00KIMBMID	KIMBALL MIDWEST	No		140.40
0000030653	12/19/2025	AP	No	Sage 100	00MARBORG	MARBORG INDUSTRIES	Yes	12/30/2025	863.55
0000030654	12/19/2025	AP	No	Sage 100	00MOUNTAI	MOUNTAIN SPRING WATER	No		174.31

**Run Date: 1/8/2026 12:37:39PM**

**B/R Date: 12/31/2025**

Montecito Sanitary District  
 Finance Committee Meeting - January 12, 2025  
 Page 26 of 45

**Page: 2**

**User Logon: swilliams**

**Bank Reconciliation Report**  
**Activity Document Date Range: From: To: 12/31/2025**

**MONTECITO SANITARY DISTRICT (MSD)**

**Bank Code: B**

**Checks:**

Check Number	Check Date	Source Module	Action Req	Source	Reference Number	Check Payee Name/Comment	Cleared	Cleared Date	Check Amount
0000030655	12/19/2025	AP	No	Sage 100	00MWD	MONTECITO WATER DISTRICT	No		910.10
0000030656	12/19/2025	AP	No	Sage 100	00CONNOR	O'CONNOR PEST CONTROL WEST COAST	No		663.00
0000030657	12/19/2025	AP	No	Sage 100	00PITNEYB	PITNEY BOWES	No		35.00
0000030658	12/19/2025	AP	No	Sage 100	00PP&P	PRICE POSTEL & PARMA	Yes	12/30/2025	127.50
0000030659	12/19/2025	AP	No	Sage 100	00PURETEC	PURETEC INDUSTRIAL WATER	Yes	12/31/2025	102.96
0000030660	12/19/2025	AP	No	Sage 100	00QUINN	QUINN COMPANY	Yes	12/30/2025	4,089.82
0000030661	12/19/2025	AP	No	Sage 100	00REDWING	RED WING BUSINESS ADVANTAGE ACCOUNT	No		208.92
0000030662	12/19/2025	AP	No	Sage 100	00RINCON	RINCON CONSULTANTS, INC	Yes	12/30/2025	19,695.72
0000030663	12/19/2025	AP	No	Sage 100	00RINGCEN	RINGCENTRAL, INC.	No		779.96
0000030664	12/19/2025	AP	No	Sage 100	00ROJAS	ROJAS COMMUNICATIONS GROUP	Yes	12/30/2025	5,572.50
0000030665	12/19/2025	AP	No	Sage 100	00SBCOASS	SBCO. CLERK-RECORDER	No		72.00
0000030666	12/19/2025	AP	No	Sage 100	00SCE	SOUTHERN CALIFORNIA EDISON CO	No		17,767.57
0000030667	12/19/2025	AP	No	Sage 100	00SMANYTI	SERVICEMASTER ANYTIME	Yes	12/29/2025	1,923.00
0000030668	12/19/2025	AP	No	Sage 100	00SOCAL	SOCAL GAS	No		297.30
0000030669	12/19/2025	AP	No	Sage 100	00SWRCBAF	SWRCB ACCOUNTING OFFICE	No		17,765.00
0000030670	12/19/2025	AP	No	Sage 100	00TAFT	TAFT ELECTRIC COMPANY	Yes	12/29/2025	375.00
0000030671	12/19/2025	AP	No	Sage 100	00UNIVAR	UNIVAR SOLUTIONS	No		5,170.71
0000030672	12/19/2025	AP	No	Sage 100	00USA	UNDERGROUND SERVICE ALERT	Yes	12/31/2025	226.00
0000030673	12/19/2025	AP	No	Sage 100	00VRIZNWI	VERIZON BUSINESS	No		281.49
0000030674	12/19/2025	AP	No	Sage 100	00ZWORLD	ZWORLD GIS	Yes	12/31/2025	2,280.00
1123EP	12/1/2025	GL	No	Sage 100		EMPOWER DEF COMP PAYDATE 11/27/2025	Yes	12/2/2025	200.00
1207DD	12/11/2025	GL	No	Sage 100		PPE 12/7/2025 DIRECT DEPOSITS 12/11/2025	Yes	12/10/2025	78,031.89
1207EP	12/30/2025	GL	No	Sage 100		EMPOWER DEF COMP PAYDATE 12/11/2025	Yes	12/30/2025	200.00
1207GRN	12/11/2025	GL	No	Sage 100		PPE 12/7/2025 GARNISHMENTS 12/11/2025	Yes	12/11/2025	684.92
1207PT	12/11/2025	GL	No	Sage 100		PPE 12/7/2025 PAYROLL TAXES 12/11/2025	Yes	12/10/2025	42,106.00
1221DD	12/25/2025	GL	No	Sage 100		PPE 12/21/2025 DIRECT DEPOSITS 12/25/2025	Yes	12/24/2025	65,155.61
1221EP	12/30/2025	GL	No	Sage 100		EMPOWER DEF COMP PAYDATE 12/25/2025	Yes	12/30/2025	200.00
1221GRN	12/25/2025	GL	No	Sage 100		PPE 12/21/2025 GARNISHMENTS 12/25/2025	Yes	12/24/2025	684.92
1221PT	12/25/2025	GL	No	Sage 100		PPE 12/21/2025 PAYROLL TAXES 12/25/2025	Yes	12/24/2025	29,436.30
1225PB	12/2/2025	GL	No	Sage 100		PITNEY BOWES POSTAGE REPLENISHMENT	Yes	12/2/2025	300.00
CD1207	12/29/2025	GL	No	Sage 100		CALPERS CLASSIC PAYDATE 12/11/2025	Yes	12/29/2025	6,298.48
CD1221	12/30/2025	GL	No	Sage 100		CALPERS CLASSIC PAYDATE 12/25/2025	Yes	12/30/2025	6,298.48
CP1207	12/29/2025	GL	No	Sage 100		CALPERS PEPRA PAYDATE 12/11/2025	Yes	12/29/2025	6,466.99
CP1221	12/30/2025	GL	No	Sage 100		CALPERS PEPRA PAYDATE 12/25/2025	Yes	12/30/2025	6,513.37
CP25	12/29/2025	GL	No	Sage 100		CALPERS SSA ADMINISTRATION 218 ANNUAL FEE	Yes	12/29/2025	120.00
DC1109	12/2/2025	GL	No	Sage 100		CALPERS DEF COMP PAYDATE 11/13/2025	Yes	12/2/2025	1,300.00
DC1123	11/28/2025	GL	No	Sage 100		CALPERS DEF COMP PAYDATE 11/27/2025	Yes	12/2/2025	1,300.00
DC1207	12/29/2025	GL	No	Sage 100		CALPERS DEF COMP PAYDATE 12/11/2025	Yes	12/29/2025	1,300.00
DC1221	12/29/2025	GL	No	Sage 100		CALPERS DEF COMP PAYDATE 12/25/2025	Yes	12/30/2025	1,300.00
PP1125	12/10/2025	GL	No	Sage 100		PAYROLL SERVICES - NOVEMBER	Yes	12/10/2025	476.14
PX1225	12/11/2025	GL	No	Sage 100		PAYCHEX MONTHLY TIME & ATTEND - DECEMBER	Yes	12/11/2025	148.35

**Total of 119 Checks: 492,073.65**

---




**Reconciliation Summary For Bank B Range: From: To: 12/31/2025:**

G/L Cash Account Number: 1125-0000

<b>Bank Statement Balance:</b>	<b>72,022.01</b>
<b>Plus 0 Deposits In Transit Totaling:</b>	0.00
<b>Less 0 Adjustments Totaling:</b>	0.00
<b>Less 33 Outstanding Checks Totaling:</b>	65,305.83
<b>Adjusted Bank Balance:</b>	<b>6,716.18</b>
<b>Calculated Book Balance:</b>	<b>6,716.18</b>
<b>Out Of Balance By:</b>	0.00

MONTECITO SANITARY DISTRICT  
 "OPERATING ACCOUNT"  
 1042 MONTE CRISTO LN  
 SANTA BARBARA CA 93108-2809

**How can we help you?**

	Phone	(800) 348-0146
	Mail	P.O. Box 2460 Santa Barbara, CA 93120-2460
	Online	montecito.bank

**Summary of Accounts**

Account Type	Account Number	Ending Balance
Business Analysis Checking	XXXXXXXX6796	<b>\$72,022.01</b>

**Business Analysis Checking - XXXXXXXX6796**
**Account Summary**

Date	Description	Amount
11/29/2025	<b>Beginning Balance</b>	<b>\$137,734.81</b>
	3 Credit(s) This Period	\$361,055.00
	86 Debit(s) This Period	\$426,767.80
12/31/2025	<b>Ending Balance</b>	<b>\$72,022.01</b>

**Electronic Credits**

Date	Description	Amount
12/02/2025	SANTA BARBARA CO AUT PMNT 068156	\$350,000.00
12/19/2025	ALLPAID EDI/EFTPMT 165	\$6,880.00
12/24/2025	ALLPAID EDI/EFTPMT 187	\$4,175.00

**Other Debits**

Date	Description	Amount
12/01/2025	EMPOWER EMPOWER 696533519088	\$200.00
12/02/2025	PITNEY BOWES POSTAGE 38602124	\$300.00
12/02/2025	1946207465 1900 XXXXXX7425 100000018129298	\$1,300.00
12/02/2025	1946207465 1900 XXXXXX7425 100000018133752	\$1,300.00
12/10/2025	PAYCHEX EIB INVOICE X14583600047779	\$476.14
12/10/2025	PAYCHEX TPS TAXES 14718000000345X	\$42,106.00
12/10/2025	PAYCHEX INC. PAYROLL oFuWZT6Po09JFsm	\$78,031.89
12/11/2025	EXPERTPAY EXPERTPAY XXXXX2192	\$684.92
12/22/2025	PAYCHEX-OAB INVOICE Lmmx81eutOI9eKf	\$148.35
12/24/2025	PAYCHEX TPS TAXES 14908200001972X	\$29,436.30
12/24/2025	PAYCHEX INC. PAYROLL PYAT6cqz5kkEAcY	\$65,155.61
12/26/2025	EXPERTPAY EXPERTPAY XXXXX2192	\$684.92
12/29/2025	1946207465 1900 XXXXXX7425 100000018108082	\$120.00
12/29/2025	1946207465 1900 XXXXXX7425 100000018161762	\$1,300.00
12/29/2025	1946207465 3100 XXXXXX7425 100000018112862	\$6,298.48
12/29/2025	1946207465 3100 XXXXXX7425 100000018112910	\$6,466.98
12/30/2025	EMPOWER EMPOWER 703528576395	\$200.00
12/30/2025	EMPOWER EMPOWER 703528576396	\$200.00
12/30/2025	1946207465 1900 XXXXXX7425 100000018162527	\$1,300.00
12/30/2025	1946207465 3100 XXXXXX7425 100000018112885	\$6,298.48



**Important Information Regarding Your Ready Cash Reserve Account and Other Open-End (Not Home Secured) Lines of Credit**

We figure the INTEREST CHARGE on your account by applying the periodic rate to the "daily balance" of your account for each day in the billing cycle. To get the "daily balance", we take the beginning balance of your account each day, add any new advances, and subtract any payments or credits. This gives us the daily balance.

**Please Examine this Statement and Any Enclosed Items At Once. If No Error is Reported Within 30 days, This Statement Will Be Considered Correct. All Items Credited Subject to Final Payment.**

**CHECKING ACCOUNT**

**How to balance your checkbook:**

1. Subtract the monthly service charge and any other charges not previously deducted from your checkbook balance.
2. Add to your checkbook balance each Line of Credit Deposit, Automatic Deposit and any interest paid.
3. List and total the amount of all deposits entered in your checkbook that are not shown on the statement provided for "Deposits Not Credited".
4. Compare and check off each paid check against your checkbook record. List and total all checks you have not checked off in the space provided for "Checks Outstanding".
5. Perform the indicated steps in the "Statement Reconciliation" section.

**If your checkbook and bank statement do not balance:**

- Review last month's reconciliation to make sure any differences were corrected.
- Check additions and subtractions in your checkbook. Compare the amount of each check and deposit with the amount recorded in your checkbook and on this statement.
- Make sure all outstanding checks have been recorded under "Checks Outstanding".
- Make sure that each paid check listed on your statement has been recorded in your checkbook
- Make sure that all electronic funds transfer transactions (if any) are listed.

Deposits Not Credited	
Date	Amount
Total	\$

Checks Outstanding	
Date	Amount
Total	\$

Statement Reconciliation	
Statement Ending Balance	\$
<b>Add:</b>	
Deposits Not Credited	+ \$
Sub Total	\$
<b>Subtract:</b>	
Checks Outstanding	\$
<b>Total:</b>	
Should Agree With Your Checkbook Balance	\$

**Business Analysis Checking - XXXXXXXX6796 (continued)**
**Other Debits (continued)**

Date	Description	Amount
12/30/2025	1946207465 3100 XXXXXX7425 100000018112929	\$6,513.36

**Checks Cleared**

Check Nbr	Date	Amount	Check Nbr	Date	Amount	Check Nbr	Date	Amount
30514	12/08/2025	\$2,300.00	30612	12/08/2025	\$3,060.00	30636	12/04/2025	\$466.00
30591*	12/02/2025	\$4,636.90	30613	12/03/2025	\$863.55	30637	12/02/2025	\$10,000.00
30592	12/02/2025	\$395.54	30614	12/04/2025	\$548.14	30638	12/03/2025	\$15,037.80
30593	12/08/2025	\$155.92	30615	12/02/2025	\$1,698.94	30639	12/05/2025	\$226.00
30594	12/01/2025	\$2,300.00	30616	12/03/2025	\$313.18	30640	12/04/2025	\$2,269.60
30595	12/01/2025	\$2,754.00	30617	12/05/2025	\$327.10	30641	12/02/2025	\$2,280.00
30596	12/04/2025	\$371.74	30618	12/11/2025	\$1,183.78	30643*	12/31/2025	\$547.50
30597	12/12/2025	\$10,330.00	30620*	12/16/2025	\$427.68	30645*	12/30/2025	\$12,051.39
30598	12/03/2025	\$1,971.22	30621	12/03/2025	\$102.96	30646	12/29/2025	\$199.39
30599	12/02/2025	\$6,623.50	30622	12/01/2025	\$2,311.56	30648*	12/30/2025	\$4,578.74
30600	12/04/2025	\$8,017.48	30623	12/03/2025	\$450.00	30651*	12/31/2025	\$897.75
30601	12/04/2025	\$44.00	30624	12/01/2025	\$2,610.50	30653*	12/30/2025	\$863.55
30602	12/02/2025	\$414.08	30625	12/16/2025	\$1,137.99	30658*	12/30/2025	\$127.50
30603	12/10/2025	\$251.00	30626	12/02/2025	\$2,335.00	30659	12/31/2025	\$102.96
30604	12/03/2025	\$4,587.19	30628*	12/04/2025	\$161.75	30660	12/30/2025	\$4,089.82
30605	12/02/2025	\$219.86	30629	12/08/2025	\$310.00	30662*	12/30/2025	\$19,695.72
30606	12/04/2025	\$946.18	30630	12/04/2025	\$285.00	30664*	12/30/2025	\$5,572.50
30607	12/02/2025	\$3,044.00	30631	12/04/2025	\$51.47	30667*	12/29/2025	\$1,923.00
30608	12/05/2025	\$780.00	30632	12/02/2025	\$16,831.44	30670*	12/29/2025	\$375.00
30609	12/04/2025	\$846.17	30633	12/12/2025	\$304.29	30672*	12/31/2025	\$226.00
30610	12/03/2025	\$804.04	30634	12/03/2025	\$1,985.00	30674*	12/31/2025	\$2,280.00
30611	12/16/2025	\$2,300.00	30635	12/03/2025	\$3,044.00			

\* Indicates skipped check number

**Daily Balances**

Date	Amount	Date	Amount	Date	Amount
12/01/2025	\$127,558.75	12/10/2025	\$254,988.97	12/24/2025	\$154,935.05
12/02/2025	\$426,179.49	12/11/2025	\$253,120.27	12/26/2025	\$154,250.13
12/03/2025	\$397,020.55	12/12/2025	\$242,485.98	12/29/2025	\$137,567.28
12/04/2025	\$383,013.02	12/16/2025	\$238,620.31	12/30/2025	\$76,076.22
12/05/2025	\$381,679.92	12/19/2025	\$245,500.31	12/31/2025	\$72,022.01
12/08/2025	\$375,854.00	12/22/2025	\$245,351.96		

**Overdraft and Returned Item Fees**

	Total for this period	Total year-to-date
Total Overdraft Fees	\$0.00	\$0.00
Total Returned Item Fees	\$0.00	\$0.00

**Capital Improvement Program Account**

**Bank Reconciliation Report**

**Activity Document Date Range: From: To: 12/31/2025**

**MONTECITO SANITARY DISTRICT (MSD)**

**Bank Code: G CIP CASH (MBT)**

**Checks:**

Check Number	Check Date	Source Module	Action Req	Source	Reference Number	Check Payee Name/Comment	Cleared	Cleared Date	Check Amount
0000001347	8/17/2022	AP	No	Sage 100	00HAMNER	HAMNER JEWELL ASSOCIATES	No		500.00
0000001556	5/16/2025	AP	No	Sage 100	00ASPECT	ASPECT ENGINEERING GROUP	No		240.00
0000001602	11/21/2025	AP	No	Sage 100	00PHOENIX	PHOENIX CIVIL ENGINEERING	No		13,405.75
0000001603	11/21/2025	AP	No	Sage 100	00WATERSY	WATER SYSTEMS CONSULTING, INC.	No		21,700.00
0000001604	12/19/2025	AP	No	Sage 100	00ONTRACK	ON-TRACK SOLUTIONS, LLC	Yes	12/30/2025	1,080.00
0000001605	12/19/2025	AP	No	Sage 100	00PHOENIX	PHOENIX CIVIL ENGINEERING	No		4,280.75
0000001606	12/19/2025	AP	No	Sage 100	00SANCON	SANCON TECHNOLOGIES, INC.	No		302,377.00
0000001607	12/19/2025	AP	No	Sage 100	00SBCOPWT	SANTA BARBARA COUNTY PUBLIC WORKS	No		3,546.50
0000001608	12/19/2025	AP	No	Sage 100	00STANTEC	STANTEC CONSULTING SERVICES INC.	No		8,324.75
0000001609	12/19/2025	AP	No	Sage 100	00WATERSY	WATER SYSTEMS CONSULTING, INC.	Yes	12/30/2025	3,589.00

**Total of 10 Checks: 359,043.75**

**Reconciliation Summary For Bank G CIP CASH (MBT) Range: From: To: 12/31/2025:**

**G/L Cash Account Number: 1135-0000**

<b>Bank Statement Balance:</b>	<b>443,390.20</b>
<b>Plus 0 Deposits In Transit Totaling:</b>	0.00
<b>Less 0 Adjustments Totaling:</b>	0.00
<b>Less 8 Outstanding Checks Totaling:</b>	<u>354,374.75</u>
<b>Adjusted Bank Balance:</b>	89,015.45
<b>Calculated Book Balance:</b>	89,015.45
<b>Out Of Balance By:</b>	0.00



MB&T Service Center  
6950 Hollister Ave, #102  
Goleta, CA 93117

**Statement Ending 12/31/2025**




Montecito Sanitary District

Page 1 of 4

Account Number:XXXXXXXX7512

MONTECITO SANITARY DISTRICT  
"CIP ACCOUNT"  
1042 MONTE CRISTO LN  
SANTA BARBARA CA 93108-2809

**How can we help you?**

-  Phone (800) 348-0146
-  Mail P.O. Box 2460  
Santa Barbara, CA  
93120-2460
-  Online montecito.bank

**Summary of Accounts**

Account Type	Account Number	Ending Balance
Business Analysis Checking	XXXXXXXX7512	\$443,390.20

**Business Analysis Checking - XXXXXXXX7512**

**Account Summary**

Date	Description	Amount
11/29/2025	Beginning Balance	\$448,059.20
	0 Credit(s) This Period	\$0.00
	2 Debit(s) This Period	\$4,669.00
12/31/2025	Ending Balance	\$443,390.20

**Checks Cleared**

Check Nbr	Date	Amount	Check Nbr	Date	Amount
1604	12/30/2025	\$1,080.00	1609*	12/30/2025	\$3,589.00

\* Indicates skipped check number

**Daily Balances**

Date	Amount
12/30/2025	\$443,390.20

**Overdraft and Returned Item Fees**

	Total for this period	Total year-to-date
Total Overdraft Fees	\$0.00	\$0.00
Total Returned Item Fees	\$0.00	\$0.00



Bank Reconciliation Report

Insurance Reimbursement Account

Activity Document Date Range: From: To: 12/31/2025

MONTECITO SANITARY DISTRICT (MSD)

Bank Code: I INSURANCE REIMB - MBT

Deposits and Adjustments:

Date	Document Type	Source Module	Action Req	Source	Reference Number	Deposit/Adjustment Comment	Cleared	Cleared Date	Debits	Credits
12/31/2025	Deposit	GL	No	Sage 100	1231INT	DECEMBER INTEREST - INS REIMB	Yes	12/31/2025	0.00	172.76
<b>Total of 1 Deposit and Adjustment:</b>									0.00	172.76




Reconciliation Summary For Bank I INSURANCE REIMB - MBT Range: From: To: 12/31/2025:

G/L Cash Account Number: 1142-0000

Bank Statement Balance:	118,128.42
Plus 0 Deposits In Transit Totaling:	0.00
Less 0 Adjustments Totaling:	0.00
Less 0 Outstanding Checks Totaling:	0.00
<b>Adjusted Bank Balance:</b>	<b>118,128.42</b>
<b>Calculated Book Balance:</b>	<b>118,128.42</b>
<b>Out Of Balance By:</b>	<b>0.00</b>

MONTECITO SANITARY DISTRICT  
 DISASTER INSURANCE ACCOUNT  
 1042 MONTE CRISTO LN  
 SANTA BARBARA CA 93108-2809

**How can we help you?**

	Phone	(800) 348-0146
	Mail	P.O. Box 2460 Santa Barbara, CA 93120-2460
	Online	montecito.bank

**Summary of Accounts**

Account Type	Account Number	Ending Balance
Premier Public Funds	XXXXXXXX6591	<b>\$118,128.42</b>

**Premier Public Funds - XXXXXXXX6591**
**Account Summary**

Date	Description	Amount
11/29/2025	<b>Beginning Balance</b>	<b>\$117,955.66</b>
	1 Credit(s) This Period	\$172.76
	0 Debit(s) This Period	\$0.00
12/31/2025	<b>Ending Balance</b>	<b>\$118,128.42</b>

**Interest Summary**

Description	Amount
Interest Earned From 11/29/2025 Through 12/31/2025	
Annual Percentage Yield Earned	1.63%
Interest Days	33
Interest Earned	\$172.76
Interest Paid This Period	\$172.76
Interest Paid Year-to-Date	\$1,866.25

**Account Activity**

Post Date	Description	Debits	Credits	Balance
11/29/2025	<b>Beginning Balance</b>			<b>\$117,955.66</b>
12/31/2025	INTEREST		\$172.76	\$118,128.42
12/31/2025	<b>Ending Balance</b>			<b>\$118,128.42</b>

**Daily Balances**

Date	Amount
12/31/2025	\$118,128.42

**Overdraft and Returned Item Fees**

	Total for this period	Total year-to-date
<b>Total Overdraft Fees</b>	\$0.00	\$0.00
<b>Total Returned Item Fees</b>	\$0.00	\$0.00

Bank Reconciliation Report

Charles Schwab Investment Account

Activity Document Date Range: From: To: 12/31/2025

MONTECITO SANITARY DISTRICT (MSD)

Bank Code: S CHARLES SCHWAB

Deposits and Adjustments:

Date	Document Type	Source Module	Action Req	Source	Reference Number	Deposit/Adjustment Comment	Cleared	Cleared Date	Debits	Credits
12/31/2025	Deposit	GL	No	Sage 100	CS1225	CHARLES SCHWAB DIVIDENDS - DEC	Yes	12/31/2025	0.00	19,202.30
<b>Total of 1 Deposit and Adjustment:</b>									0.00	19,202.30

Reconciliation Summary For Bank S CHARLES SCHWAB Range: From: To: 12/31/2025:

G/L Cash Account Number: 1171-0000

Bank Statement Balance:	5,961,379.22
Plus 0 Deposits In Transit Totaling:	0.00
Less 0 Adjustments Totaling:	0.00
Less 0 Outstanding Checks Totaling:	0.00
<b>Adjusted Bank Balance:</b>	<b>5,961,379.22</b>
<b>Calculated Book Balance:</b>	<b>5,961,379.22</b>
<b>Out Of Balance By:</b>	<b>0.00</b>



Schwab One® Account of

MONTECITO SANITARY DISTRICT

Account Number  
8165-4526

Statement Period  
December 1-31, 2025

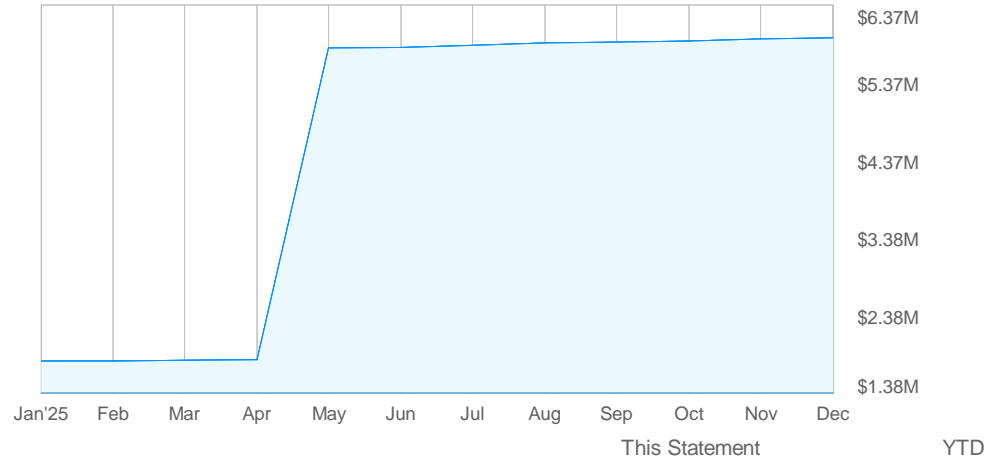
### Account Summary

Ending Account Value as of 12/31

**\$5,961,379.22**

Beginning Account Value as of 12/01

**\$5,942,176.92**



#### Your Consultant

Marc Myers  
VP - Sr Financial Consultant  
1 310-546-7063  
Marc.Myers@schwab.com

#### Manage Your Account

##### Customer Service and Trading:

Call your Schwab Representative  
1-800-435-4000  
24/7 Customer Service

For the most current records on your account visit [schwab.com/login](https://schwab.com/login). Statements are archived up to 10 years online.

#### Commitment to Transparency

Client Relationship Summaries and Best Interest disclosures are at [schwab.com/transparency](https://schwab.com/transparency). Charles Schwab & Co., Inc. Member SIPC.

#### Online Assistance

Visit us online at [schwab.com](https://schwab.com)

Visit [schwab.com/stmt](https://schwab.com/stmt) to explore the features and benefits of this statement.

MONTECITO SANITARY DISTRICT  
1042 MONTE CRISTO LN  
SANTA BARBARA CA 93108-2809

	This Statement	YTD
Beginning Account Value	<b>\$5,942,176.92</b>	\$1,791,915.79
Deposits	<b>0.00</b>	4,000,000.00
Withdrawals	<b>0.00</b>	(0.44)
Dividends and Interest	<b>19,202.30</b>	169,463.87
Transfer of Securities	<b>0.00</b>	0.00
Market Appreciation/(Depreciation)	<b>0.00</b>	0.00
Expenses	<b>0.00</b>	0.00
<b>Ending Account Value</b>	<b>\$5,961,379.22</b>	<b>\$5,961,379.22</b>

Account Ending Value reflects the market value of your cash and investments. It does not include pending transactions, unpriced securities or assets held outside Schwab's custody.



### Asset Allocation

Investment Objective: Capital Preservation	This Period	Current Allocation
Cash and Cash Investments	5,961,379.22	100%
<b>Total</b>	<b>\$5,961,379.22</b>	<b>100%</b>

### Top Account Holdings This Period

SYMBOL CUSIP	Description	Market Value	% of Accounts
SUTXX	SCHWAB US TREASURY MONEY	5,961,373.71	100%
	CHARLES SCHWAB BANK	5.51	<1%

### Gain or (Loss) Summary

	Short-Term (ST)			Long-Term (LT)		
	Gain	(Loss)	Net	Gain	(Loss)	Net
This Period	0.00	0.00	0.00	0.00	0.00	0.00
YTD			0.00			0.00
<b>Unrealized</b>						<b>\$0.00</b>

Values may not reflect all of your gains/losses and may be rounded up to the nearest dollar; Schwab has provided accurate gain and loss information wherever possible for most investments. Cost basis may be incomplete or unavailable for some of your holdings and may change or be adjusted in certain cases. Please login to your account at Schwab.com for real-time gain/loss information. Statement information should not be used for tax preparation, instead refer to official tax documents. For additional information refer to Terms and Conditions.

### A Message About Your Account

#### CALIFORNIA RESIDENTS

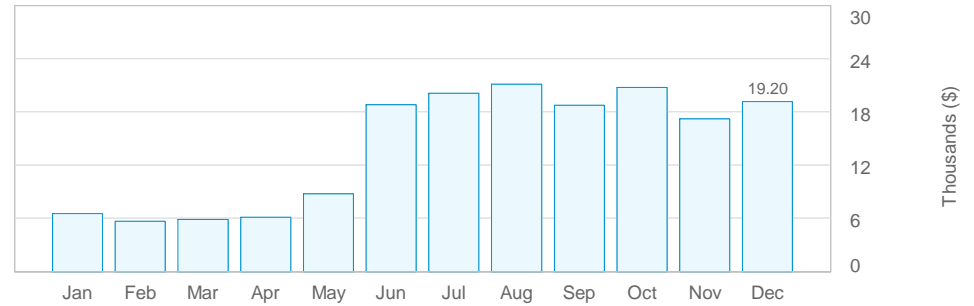
If your total payments of interest and interest dividends on federally tax-exempt non-California municipal bonds were \$10 or greater and you or your Partnership had a California address as of 12/31, Schwab will report this information to the California Franchise Tax Board each tax year, per state statute. (1223-3LZ0)

Montecito Sanitary District  
Finance Committee Meeting - January 12, 2025  
Page 38 of 45

Statement Period

December 1-31, 2025

### Income Summary



Federal Tax Status	This Period		YTD	
	Tax-Exempt	Taxable	Tax-Exempt	Taxable
Bank Sweep Interest	0.00	0.00	0.00	6.05
Cash Dividends	0.00	19,196.77	0.00	169,452.29
Total Capital Gains Distributions	0.00	5.53	0.00	5.53
<b>Total Income</b>	<b>\$0.00</b>	<b>\$19,202.30</b>	<b>\$0.00</b>	<b>\$169,463.87</b>



### Positions - Summary

Beginning Value as of 12/01	+	Transfer of Securities(In/Out)	+	Dividends Reinvested	+	Cash Activity	+	Change in Market Value	=	Ending Value as of 12/31	Cost Basis	Unrealized Gain/(Loss)
\$5,942,176.92		\$0.00		(\$19,202.30)		\$19,202.30		\$19,202.30		\$5,961,379.22	\$0.00	\$0.00

Values may not reflect all of your gains/losses; Schwab has provided accurate gain and loss information wherever possible for most investments. Cost basis may be incomplete or unavailable for some of your holdings and may change or be adjusted in certain cases. Statement information should not be used for tax preparation, instead refer to official tax documents. For additional information refer to Terms and Conditions.

### Cash and Cash Investments

Type	Symbol	Description	Quantity	Price(\$)	Beginning Balance(\$)	Ending Balance(\$)	Change in Period Balance(\$)	Pending/Unsettled Cash(\$)	Interest/Yield Rate	% of Acct
Bank Sweep		CHARLES SCHWAB BANK <sup>X,Z</sup>			5.51	5.51	0.00		0.01%	<1%
Money Fund (Non-Sweep)	SUTXX	SCHWAB US TREASURY MONEY <sup>0</sup>	5,961,373.7100	1.0000	5,942,171.41	5,961,373.71	19,202.30			100%
<b>Total Cash and Cash Investments</b>					<b>\$5,942,176.92</b>	<b>\$5,961,379.22</b>	<b>\$19,202.30</b>			<b>100%</b>

### Transactions - Summary

Beginning Cash* as of 12/01	+	Deposits	+	Withdrawals	+	Purchases	+	Sales/Redemptions	+	Dividends/Interest	+	Expenses	=	Ending Cash* as of 12/31
\$5.51		\$0.00		\$0.00		(\$19,202.30)		\$0.00		\$19,202.30		\$0.00		\$5.51

Other Activity **\$0.00** Other activity includes transactions which don't affect the cash balance such as stock transfers, splits, etc.

\*Cash (includes any cash debit balance) held in your account plus the value of any cash invested in a sweep money fund.

### Transaction Details

Date	Category	Action	Symbol/CUSIP	Description	Quantity	Price/Rate per Share(\$)	Charges/Interest(\$)	Amount(\$)	Realized Gain/(Loss)(\$)
12/31	Purchase	Reinvested Shares	SUTXX	SCHWAB US TREASURY MONEY ULTRA	19,181.1400	1.0000		(19,181.14)	
	Purchase	Reinvested Shares	SUTXX	SCHWAB US TREASURY MONEY ULTRA	15.6300	1.0000		(15.63)	



### Transaction Details (continued)

Date	Category	Action	Symbol/ CUSIP	Description	Quantity	Price/Rate per Share(\$)	Charges/ Interest(\$)	Amount(\$)	Realized Gain/(Loss)(\$)
12/31	Purchase	Reinvested Shares	SUTXX	SCHWAB US TREASURY MONEY ULTRA	5.5300	1.0000		(5.53)	
	Dividend	Div For Reinvest	SUTXX	SCHWAB US TREASURY MONEY				19,181.14	
	Dividend	Sttm Cap Gn Rein	SUTXX	SCHWAB US TREASURY MONEY				15.63	
	Dividend	LT Cap Gain Rein	SUTXX	SCHWAB US TREASURY MONEY				5.53	
<b>Total Transactions</b>								<b>\$0.00</b>	

Date column represents the Settlement/Process date for each transaction.

### Bank Sweep Activity

Date	Description	Amount	Date	Description	Amount	Date	Description	Amount
12/01	<b>Beginning Balance</b> <sup>X,Z</sup>	<b>\$5.51</b>	12/31	<b>Ending Balance</b> <sup>X,Z</sup>	<b>\$5.51</b>	12/31	<b>Interest Rate</b> <sup>* Z</sup>	<b>0.01%</b>

\* Your interest period was 11/16/25 - 12/15/25. <sup>Z</sup>

### Endnotes For Your Account

- ◊ Dividends paid on this security will be automatically reinvested.
- X Bank Sweep deposits are held at one or more FDIC-insured Program Banks. Charles Schwab & Co., Inc. is not an FDIC-insured bank and deposit insurance covers the failure of an insured bank. Certain conditions must be satisfied for FDIC insurance coverage to apply. Please review the Cash Features Program Disclosure Statement for a list of the Program Banks at [schwab.com/cashfeaturesdisclosure](http://schwab.com/cashfeaturesdisclosure).

- Z For the Bank Sweep and Bank Sweep for Benefit Plans features, interest is paid for a period that differs from the Statement Period. Balances include interest paid as indicated on your statement by Schwab or one or more of its Program Banks. These balances do not include interest that may have accrued during the Statement Period after interest is paid. The interest paid may include interest that accrued in the prior Statement Period.

### Terms and Conditions

**GENERAL INFORMATION AND KEY TERMS:** This Account statement is furnished solely by Charles Schwab & Co., Inc. ("Schwab") for your Account at Schwab ("Account"). Unless otherwise defined herein, capitalized terms have the same meanings as in your Account Agreement. If you receive any other communication from any source other than Schwab which purports to represent your holdings at Schwab (including balances held at a Depository Institution) you should verify its content with this statement. **Accrued Income:** Accrued Income is the sum of the total accrued interest and/or accrued dividends on positions held in your Account, but the interest and/or dividends have not been received into your Account. Schwab makes no representation that the amounts shown (or any other amount) will be received. Accrued amounts are not covered by SIPC account protection until actually received and held in the Account. **AIP (Automatic Investment Plan) Customers:** Schwab receives remuneration in connection with certain transactions effected through the Schwab One® Account for you participate in a systematic investment program through

Schwab, the additional information normally detailed on a trade confirmation will be provided upon request. **Average Daily Balance:** Average daily composite of all cash balances that earn interest and all loans from Schwab that are charged interest. **Bank Sweep and Bank Sweep for Benefit Plans Features:** Schwab acts as your agent and custodian in establishing and maintaining your Deposit Account(s) as a feature of your brokerage Account(s). Deposit accounts held through these bank sweep features constitute direct obligations of one or more FDIC insured banks ("Program Banks") that are not obligations of Schwab. Funds swept to Program Banks are eligible for deposit insurance from the FDIC up to the applicable limits for each bank for funds held in the same insurable capacity. The balance in the Deposit Accounts can be withdrawn on your order and the proceeds returned to your brokerage Account or remitted to you as provided in your Account Agreement. For information on FDIC insurance and its limits, as well as other important disclosures about the bank sweep feature(s) in your Account(s), please refer to the Cash Features

**Bank Reconciliation Report**

**California CLASS Investment Account**

Activity Document Date Range: From: To: 12/31/2025

**MONTECITO SANITARY DISTRICT (MSD)**

Bank Code: T CALIFORNIA CLASS

**Deposits and Adjustments:**

Date	Document Type	Source Module	Action Req	Source	Reference Number	Deposit/Adjustment Comment	Cleared	Cleared Date	Debits	Credits
12/31/2025	Deposit	GL	No	Sage 100	CC1225	CALIFORNIA CLASS DIVIDENDS - D	Yes	12/31/2025	0.00	13,497.13
<b>Total of 1 Deposit and Adjustment:</b>									0.00	13,497.13

Reconciliation Summary For Bank T CALIFORNIA CLASS Range: From: To: 12/31/2025:

G/L Cash Account Number: 1172-0000

<b>Bank Statement Balance:</b>	<b>4,112,683.55</b>
<b>Plus 0 Deposits In Transit Totaling:</b>	0.00
<b>Less 0 Adjustments Totaling:</b>	0.00
<b>Less 0 Outstanding Checks Totaling:</b>	0.00
<b>Adjusted Bank Balance:</b>	4,112,683.55
<b>Calculated Book Balance:</b>	4,112,683.55
<b>Out Of Balance By:</b>	0.00



# Summary Statement

December 31, 2025

Page 1 of 3

Investor ID:

0000190-0000801 PDF 878745

**Montecito Sanitary District  
1042 Monte Cristo Lane  
Santa Barbara, CA 93108**

## California CLASS

### California CLASS

Average Monthly Yield: 3.8767%

	Beginning Balance	Contributions	Withdrawals	Income Earned	Income Earned YTD	Average Daily Balance	Month End Balance
Investment Fund	4,099,186.42	0.00	0.00	13,497.13	112,683.55	4,099,621.81	4,112,683.55
<b>TOTAL</b>	<b>4,099,186.42</b>	<b>0.00</b>	<b>0.00</b>	<b>13,497.13</b>	<b>112,683.55</b>	<b>4,099,621.81</b>	<b>4,112,683.55</b>



Account Statement

December 31, 2025

Page 2 of 3

Account Number:

Investment Fund

Account Summary

Average Monthly Yield: 3.8767%

	Beginning Balance	Contributions	Withdrawals	Income Earned	Income Earned YTD	Average Daily Balance	Month End Balance
California CLASS	4,099,186.42	0.00	0.00	13,497.13	112,683.55	4,099,621.81	4,112,683.55

Transaction Activity

Transaction Date	Transaction Description	Contributions	Withdrawals	Balance	Transaction Number
12/01/2025	Beginning Balance			4,099,186.42	
12/31/2025	Income Dividend Reinvestment	13,497.13			
12/31/2025	Ending Balance			4,112,683.55	



California CLASS

California CLASS

Date	Dividend Rate	Daily Yield
12/01/2025	0.000111607	4.0703%
12/02/2025	0.000111341	4.0640%
12/03/2025	0.000109861	4.0099%
12/04/2025	0.000108995	3.9783%
12/05/2025	0.000326559	3.9731%
12/06/2025	0.000000000	3.9731%
12/07/2025	0.000000000	3.9731%
12/08/2025	0.000109137	3.9835%
12/09/2025	0.000108986	3.9780%
12/10/2025	0.000108590	3.9636%
12/11/2025	0.000106753	3.8965%
12/12/2025	0.000313020	3.8084%
12/13/2025	0.000000000	3.8084%
12/14/2025	0.000000000	3.8084%
12/15/2025	0.000104665	3.8203%
12/16/2025	0.000104605	3.8181%
12/17/2025	0.000103916	3.7929%
12/18/2025	0.000104064	3.7983%
12/19/2025	0.000312213	3.7986%
12/20/2025	0.000000000	3.7986%
12/21/2025	0.000000000	3.7986%
12/22/2025	0.000104458	3.8127%
12/23/2025	0.000104475	3.8134%
12/24/2025	0.000208438	3.8040%
12/25/2025	0.000000000	3.8040%
12/26/2025	0.000314034	3.8208%
12/27/2025	0.000000000	3.8208%
12/28/2025	0.000000000	3.8208%
12/29/2025	0.000105620	3.8551%
12/30/2025	0.000105603	3.8545%
12/31/2025	0.000105696	3.8579%

Performance results are shown net of all fees and expenses and reflect the reinvestment of dividends and other earnings. Many factors affect performance including changes in market conditions and interest rates and in response to other economic, political, or financial developments. Investment involves risk including the possible loss of principal. No assurance can be given that the performance objectives of a given strategy will be achieved. **Past performance is no guarantee of future results. Any financial and/or investment decision may incur losses.**

## **1.6 Standing Committee Statements of Purpose and Responsibilities**

1.6.1 The Finance Committee shall:

- (a) Provide review for transparent budget processes and financial management that promote fiscal stability and instill public trust;
- (b) Support and work directly with the District General Manager and District Administrator in enhancing financial integrity and monetary discipline;
- (c) Discuss and receive public input during committee meetings and advise the Board of Directors on financial matters;
- (d) Provide financial review, assessment, and recommendation to District Board of Directors regarding potential funding sources available to the District from private, public, County, State or federal entities;
- (e) Support other standing committees' fiscal review needs.

DRAFT